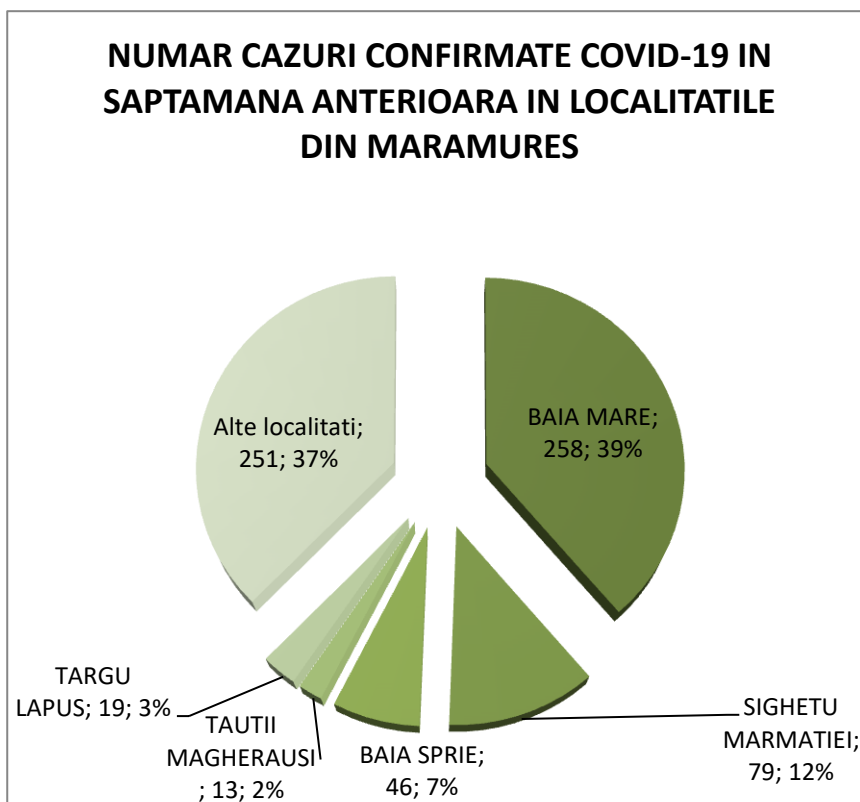
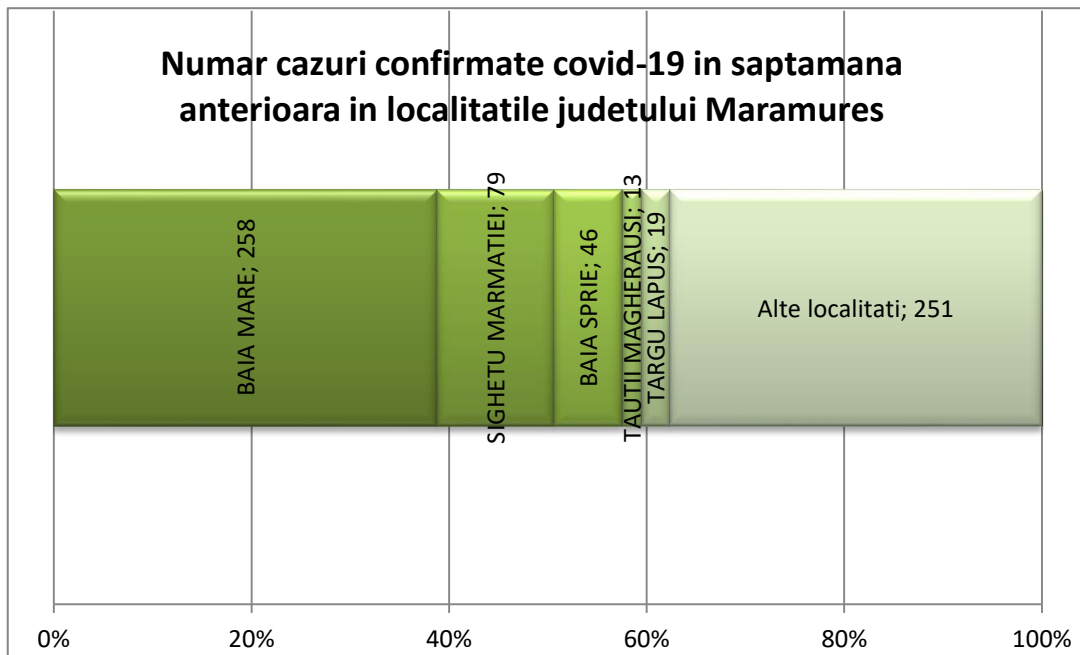


Covid 19 Raport saptamanal de supraveghere

Date raportate pana la data de 24.01.2021 in judetul Maramures

In saptamana 18.01.2021 - 24.01.2021, in judetul Maramures s-au inregistrat un numar de 666 cazuri confirmate Covid-19.

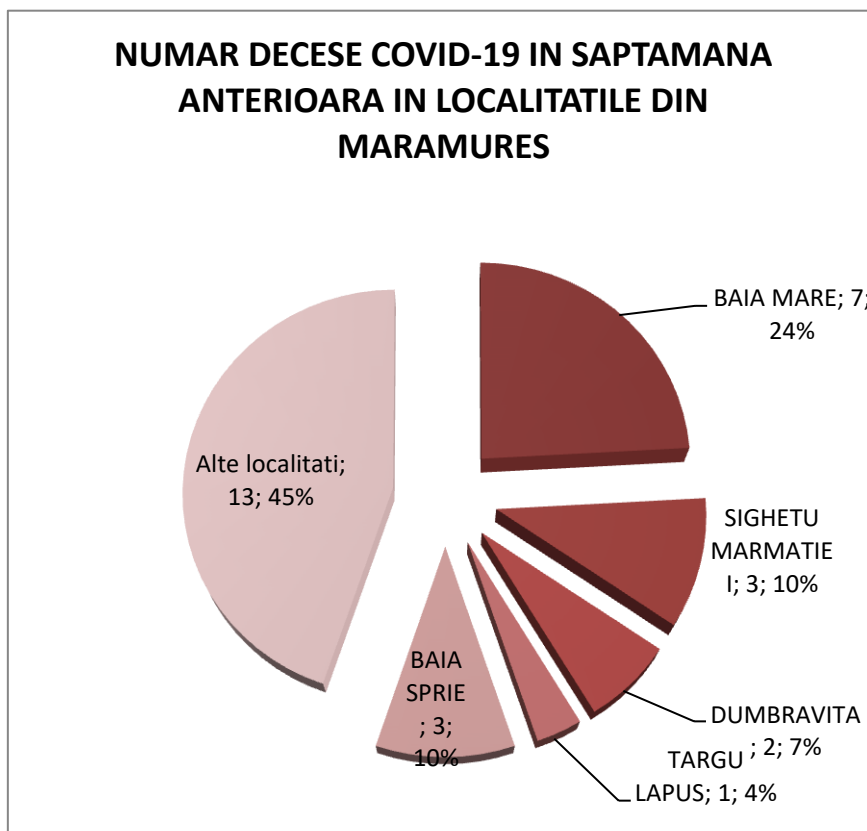
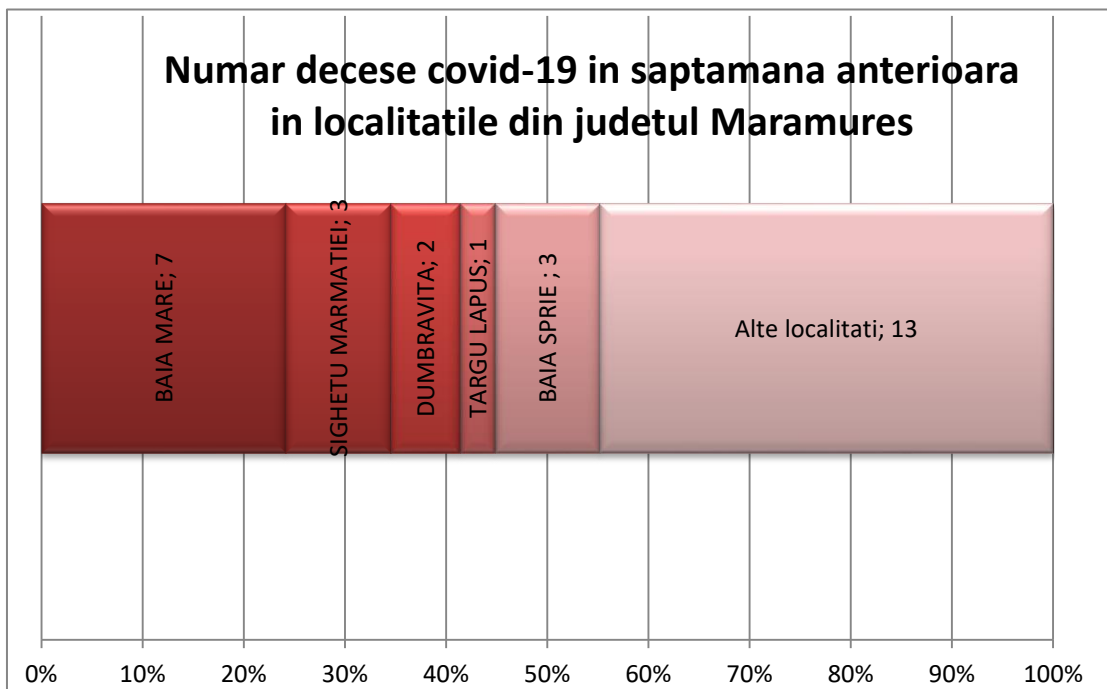
In aceasta saptamana , 62.31% din totalul cazurilor confirmate s-au inregistrat in localitatile BAIA MARE, SIGHETU MARMATIEI, BAIA SPRIE, TAUTII MAGHERAUSI si TARGU LAPUS.



Covid 19 Raport saptamanal de supraveghere Date raportate pana la data de 24.01.2021 in judetul Maramures

In saptamana 18.01.2021 - 24.01.2021, in judetul Maramures s-au inregistrat un numar de 29 decese Covid-19.

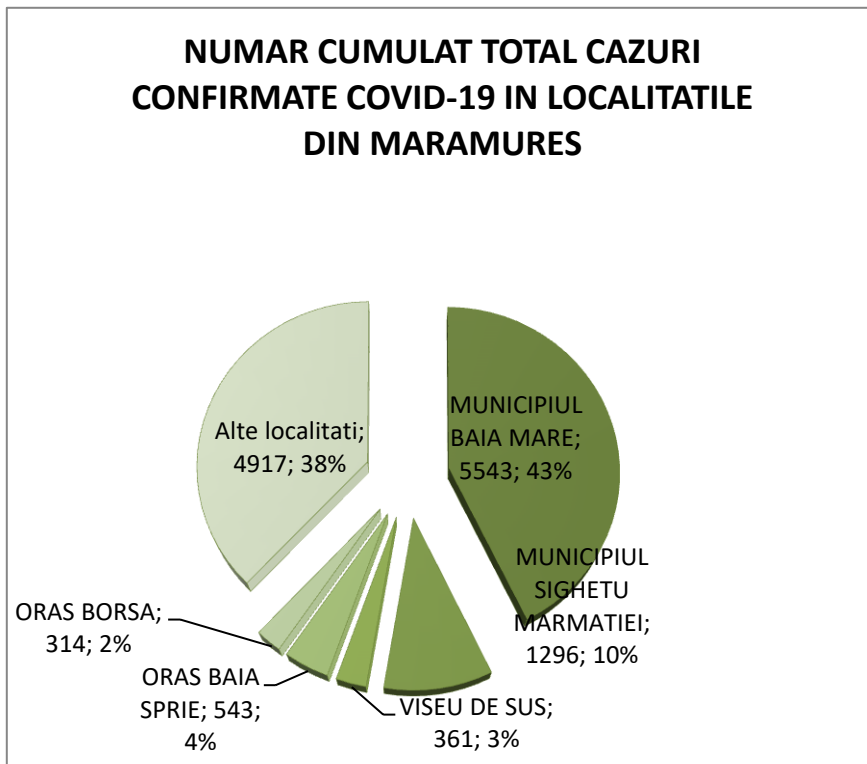
In aceasta saptamana , 55.17% din totalul deceselor s-au inregistrat in localitatile BAIA MARE, SIGHETU MARMATIEI, DUMBRAVITA, TARGU LAPUS si BAIA SPRIE .



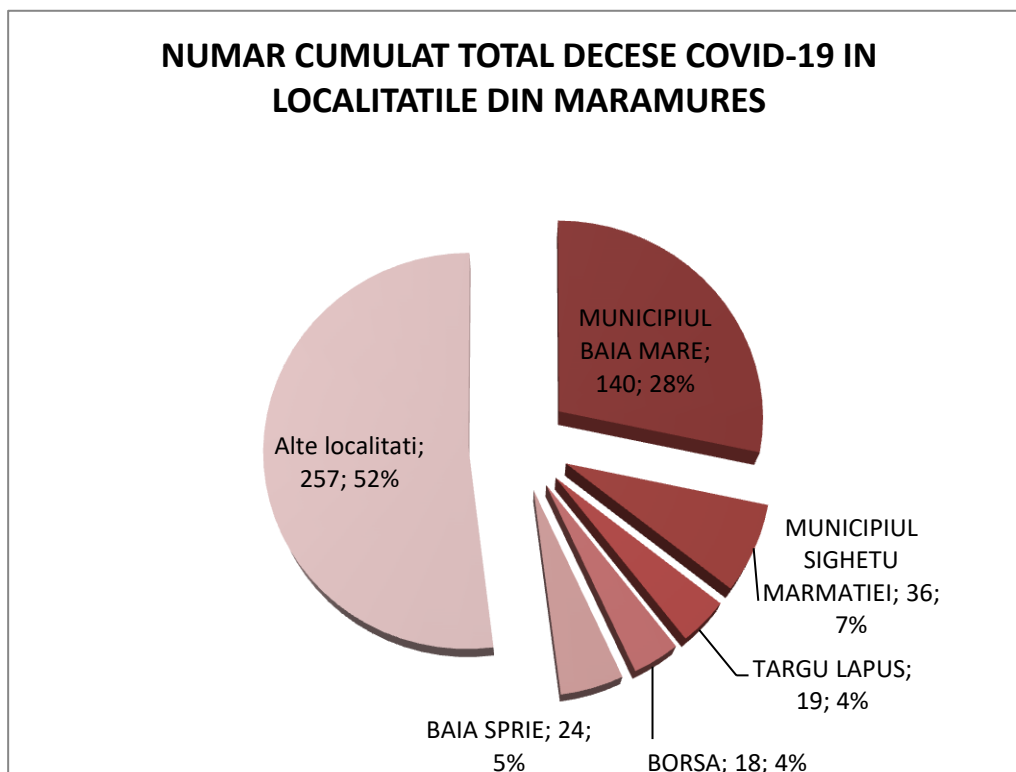
Covid 19 Raport saptamanal de supraveghere

Date raportate pana la data de 24.01.2021 in judetul Maramures

In perioada cuprinsa intre luna martie 2020 si data de 24.01.2021, in judetul Maramures s-au inregistrat un numar total de 12974 cazuri confirmate Covid-19.

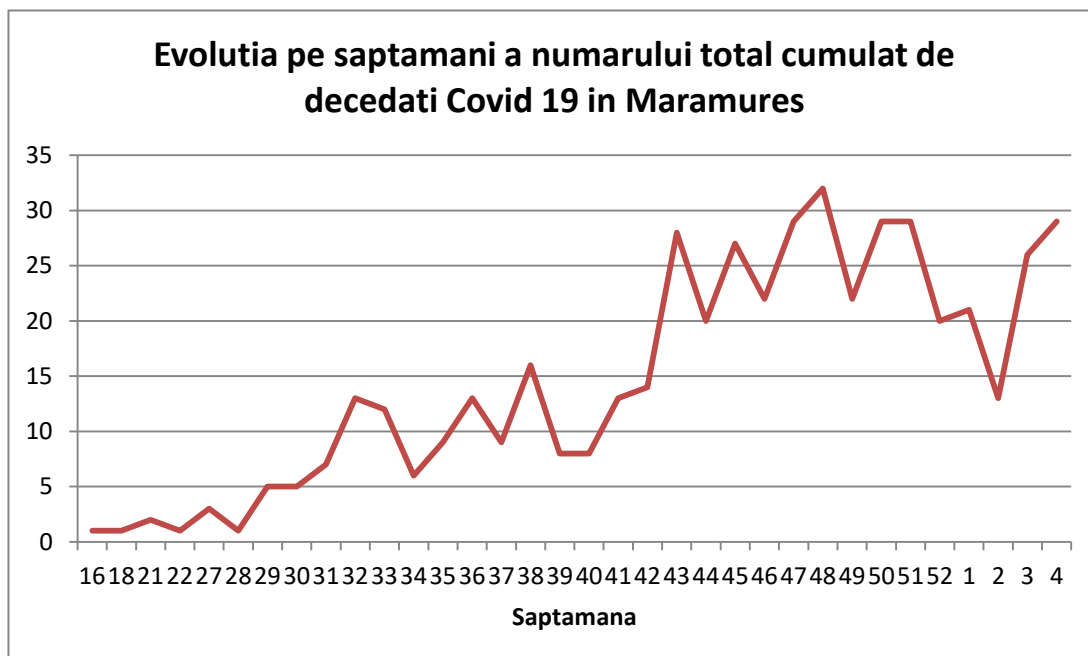
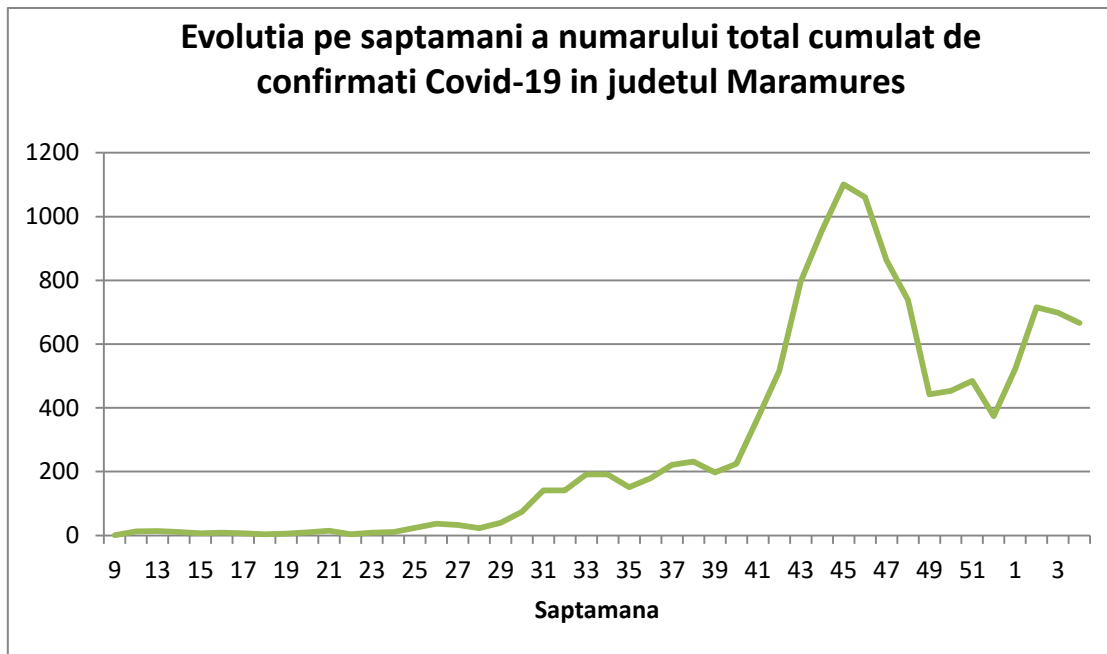


De la inceputul pandemiei Covid-19 pana la data de 24.01.2021, in judetul Maramures s-au inregistrat un numar total de 494 decese Covid-19.



Covid 19 Raport saptamanal de supraveghere Date raportate pana la data de 24.01.2021 in judetul Maramures

Graficele de mai jos arata evolutia pe saptamani a numarului total cumulat de confirmati si decese Covid-19 in judetul Maramures de la inceputul pandemiei Covid-19 pana la data de 24.01.2021 :

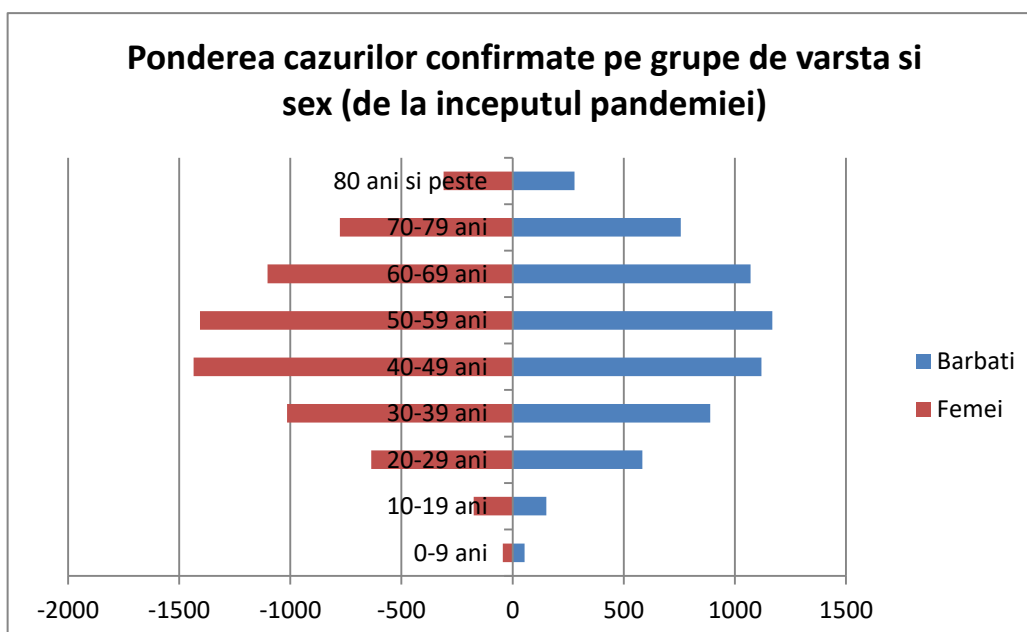
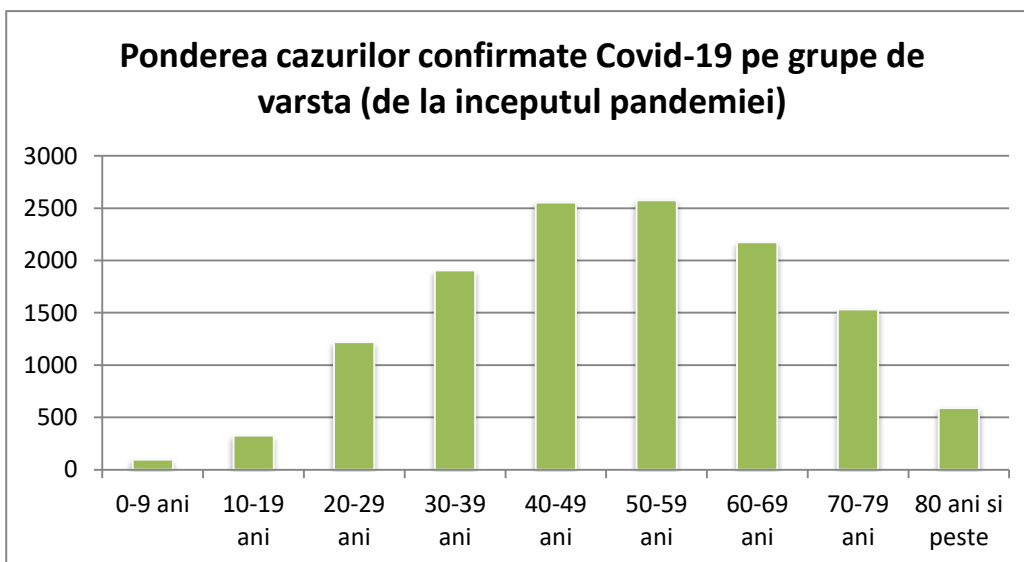


Covid 19 Raport saptamanal de supraveghere

Date raportate pana la data de 24.01.2021 in judetul Maramures

Analiza pe varste si sex a cazurilor confirmate Covid-19 in judetul Maramures de la inceputul pandemiei pana la data de 24.01.2021 :

Varsta	TOTAL	Barbati	Femei
0-9 ani	98	54	44
10-19 ani	326	151	175
20-29 ani	1220	584	636
30-39 ani	1904	889	1015
40-49 ani	2555	1120	1435
50-59 ani	2575	1169	1406
60-69 ani	2174	1071	1103
70-79 ani	1533	756	777
80 ani si peste	589	279	310
total	12974	6073	6901

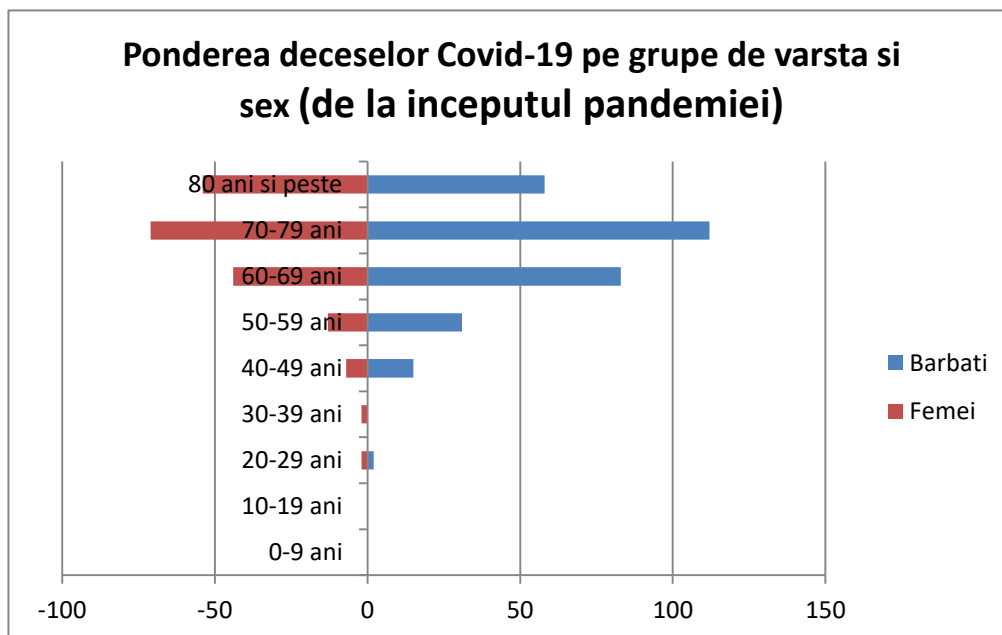
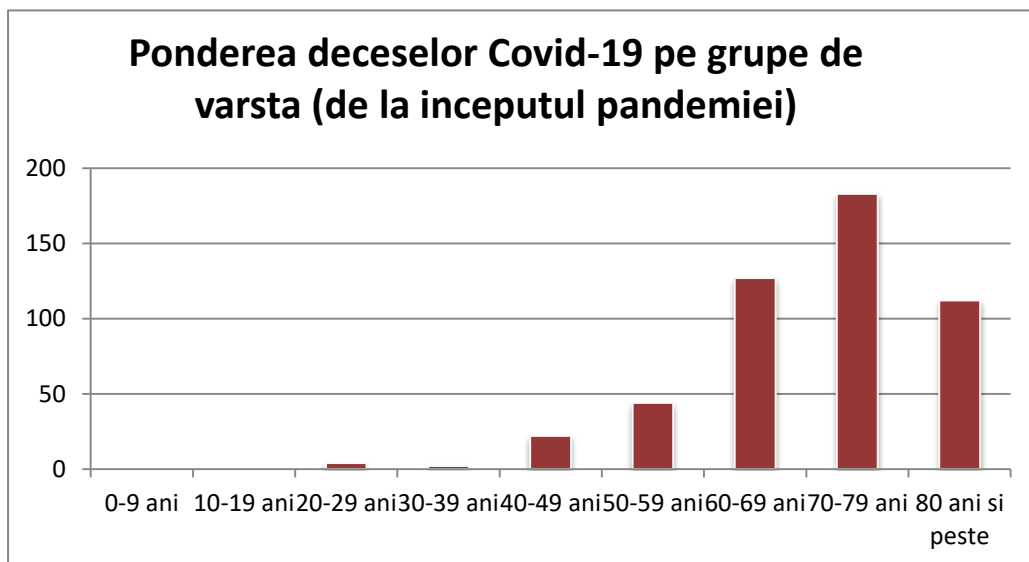


Covid 19 Raport saptamanal de supraveghere

Date raportate pana la data de 24.01.2021 in judetul Maramures

Analiza pe varste si sex a deceselor Covid-19 in judetul Maramures de la inceputul pandemiei pana la data de 24.01.2021 :

Varsta	TOTAL	Barbati	Femei
0-9 ani	0	0	0
10-19 ani	0	0	0
20-29 ani	4	2	2
30-39 ani	2	0	2
40-49 ani	22	15	7
50-59 ani	44	31	13
60-69 ani	127	83	44
70-79 ani	183	112	71
80 ani si peste	112	58	54
total	494	301	193



Covid 19 Raport saptamanal de supraveghere
Date raportate pana la data de 24.01.2021 in judetul Maramures

Analiza pe varste, sex si comorbiditati a deceselor Covid-19 din judetul Maramures de la inceputul pandemiei pana la data de 24.01.2021 este prezentata in tabelul urmator:

Numar total decese	numar	%
Total decese Covid-19	494	
decese la barbati	301	60.93
decese persoane peste 60 ani	418	84.62
Decese persoane cu cel putin o comorbiditate	447	90.49
afectiuni cardiovasculare	285	57.69
diabet	160	32.39
afectiuni neorologice	83	16.8
afectiuni renale	71	14.37
obezitate	110	22.27
afectiuni pulmonare	62	12.55
neoplasm	45	9.11
alte comorbiditati	191	38.66