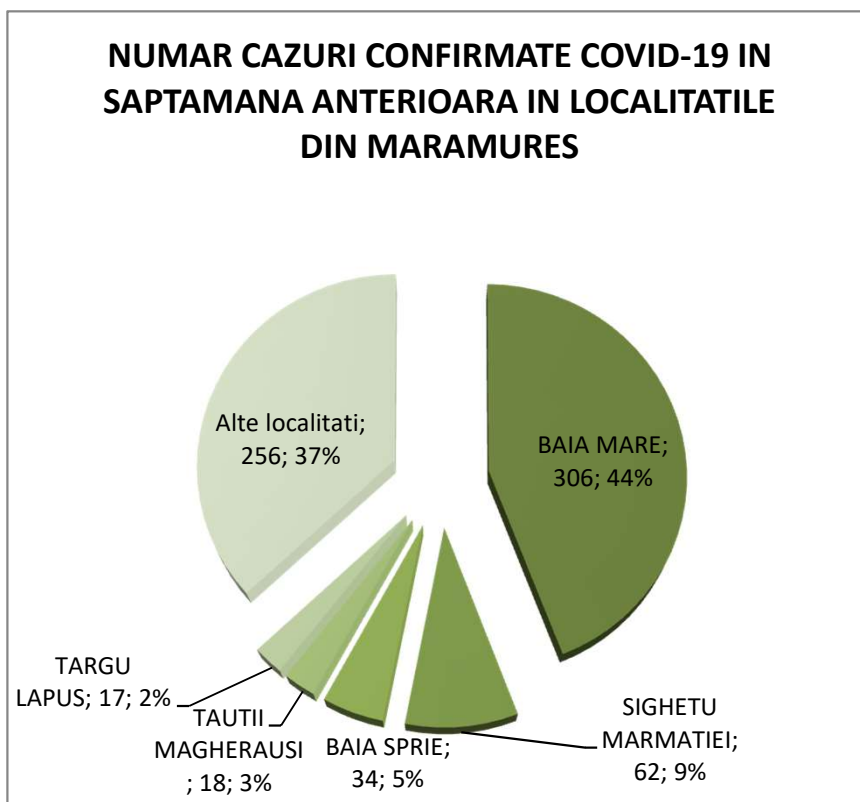
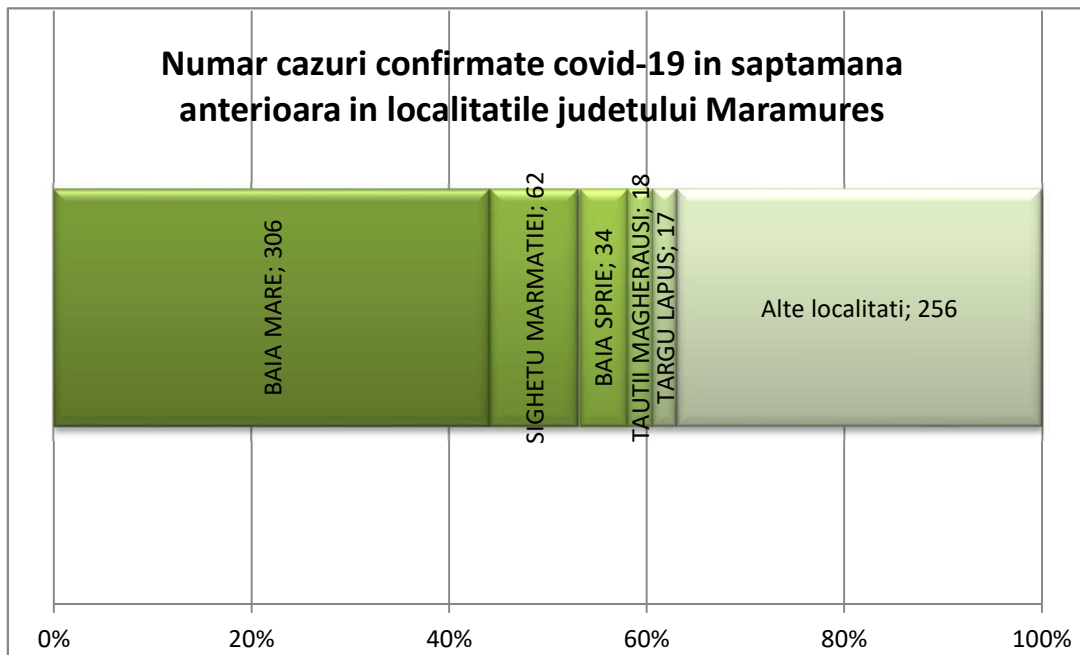


Covid 19 Raport saptamanal de supraveghere

Date raportate pana la data de 17.01.2021 in judetul Maramures

In saptamana 11.01.2021 - 17.01.2021, in judetul Maramures s-au inregistrat un numar de 693 cazuri confirmate Covid-19.

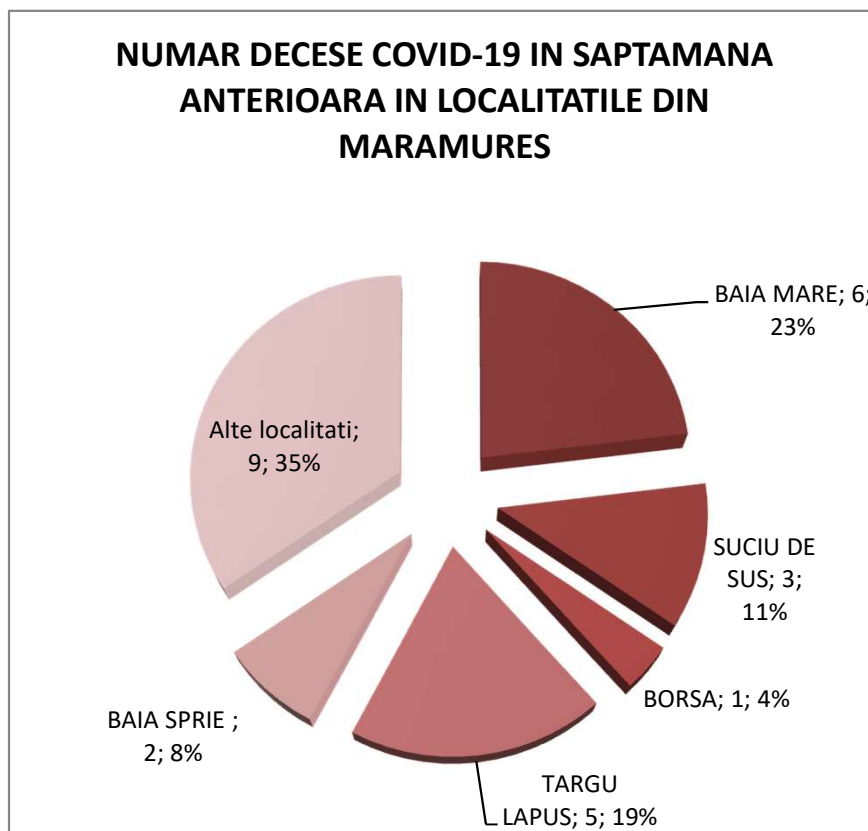
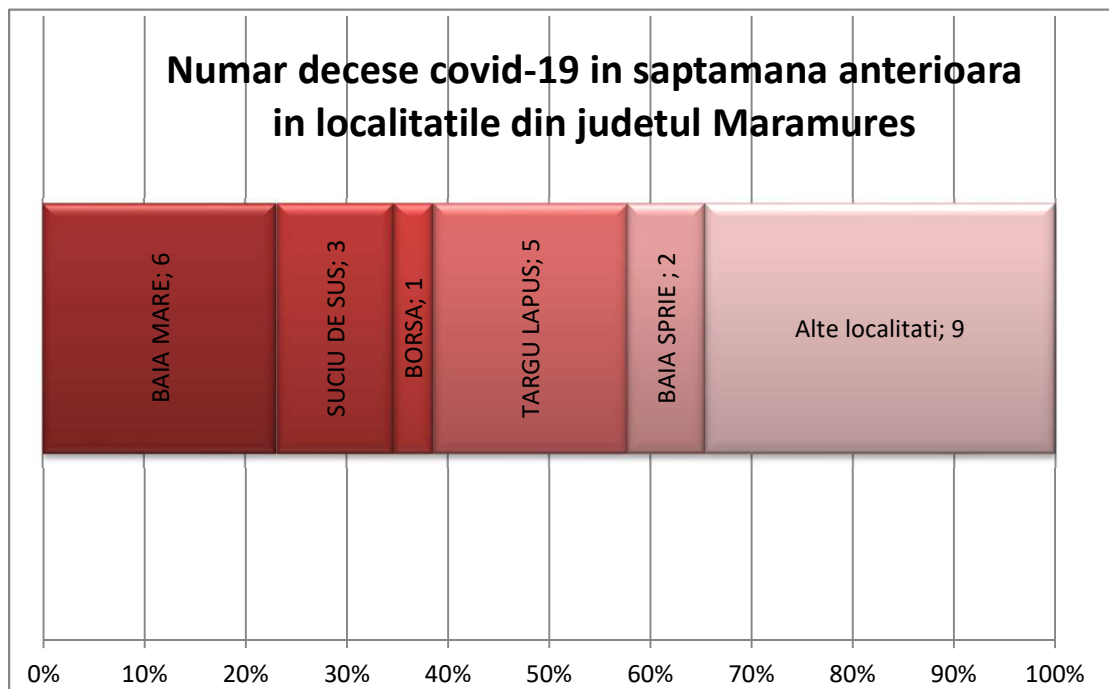
In aceasta saptamana , 63.06% din totalul cazurilor confirmate s-au inregistrat in localitatile BAIA MARE, SIGHETU MARMATIEI, BAIA SPRIE, TAUTII MAGHERAUSI si TARGU LAPUS.



Covid 19 Raport saptamanal de supraveghere Date raportate pana la data de 17.01.2021 in judetul Maramures

In saptamana 11.01.2021 - 17.01.2021, in judetul Maramures s-au inregistrat un numar de 26 decese Covid-19.

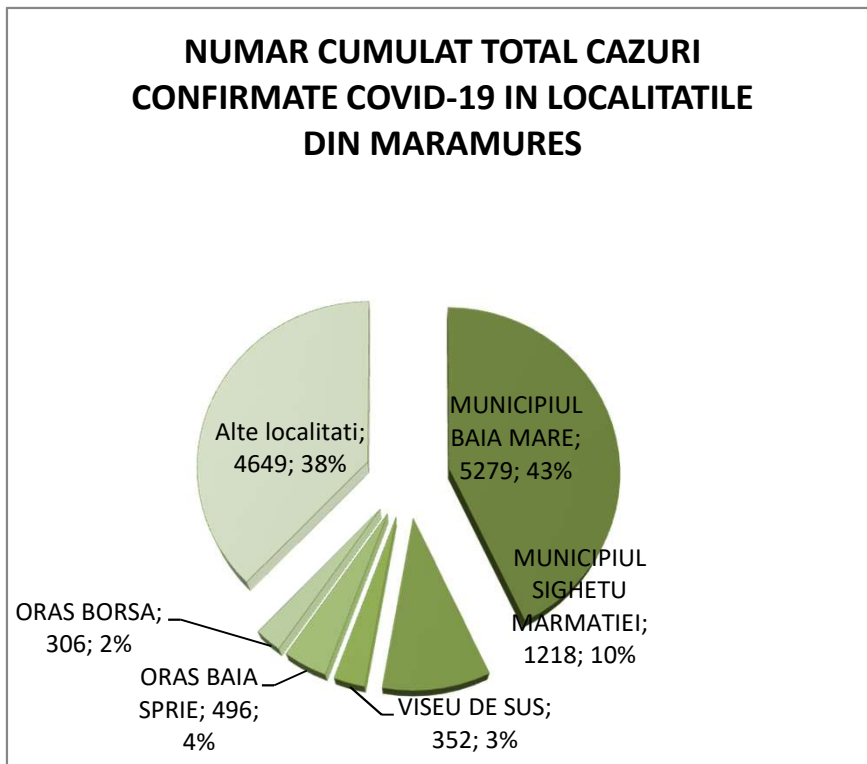
In aceasta saptamana , 65.38% din totalul deceselor s-au inregistrat in localitatile BAIA MARE, SUCIU DE SUS, BORSA, TARGU LAPUS si BAIA SPRIE .



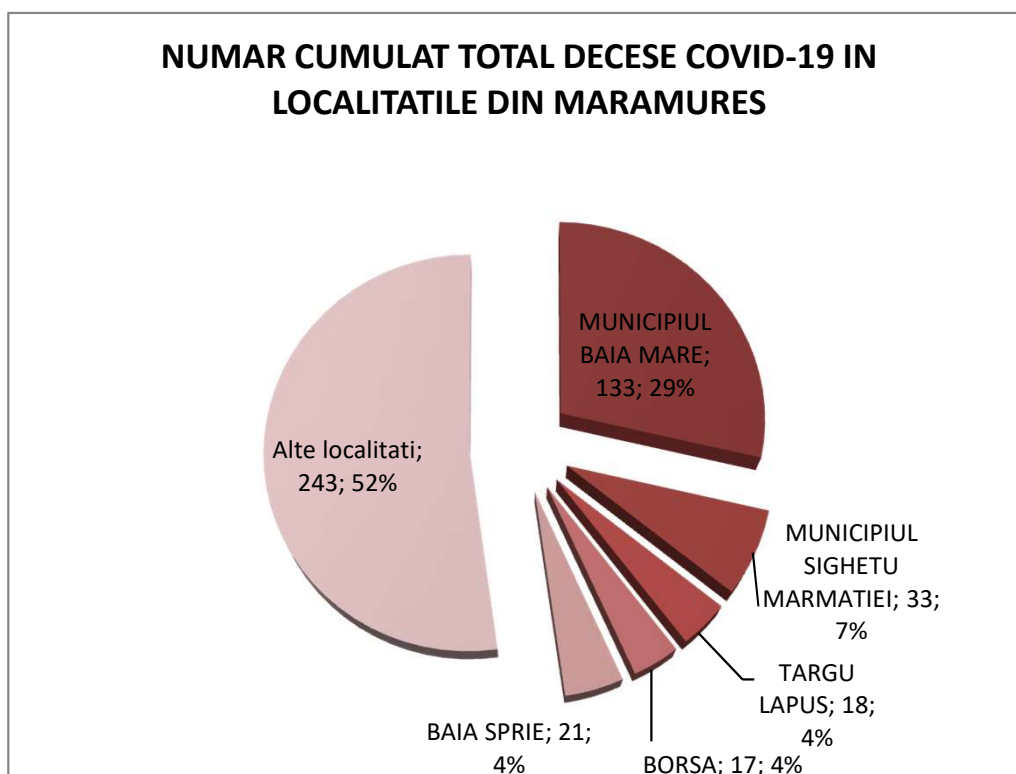
Covid 19 Raport saptamanal de supraveghere

Date raportate pana la data de 17.01.2021 in judetul Maramures

In perioada cuprinsa intre luna martie 2020 si data de 17.01.2021, in judetul Maramures s-au inregistrat un numar total de 12300 cazuri confirmate Covid-19.



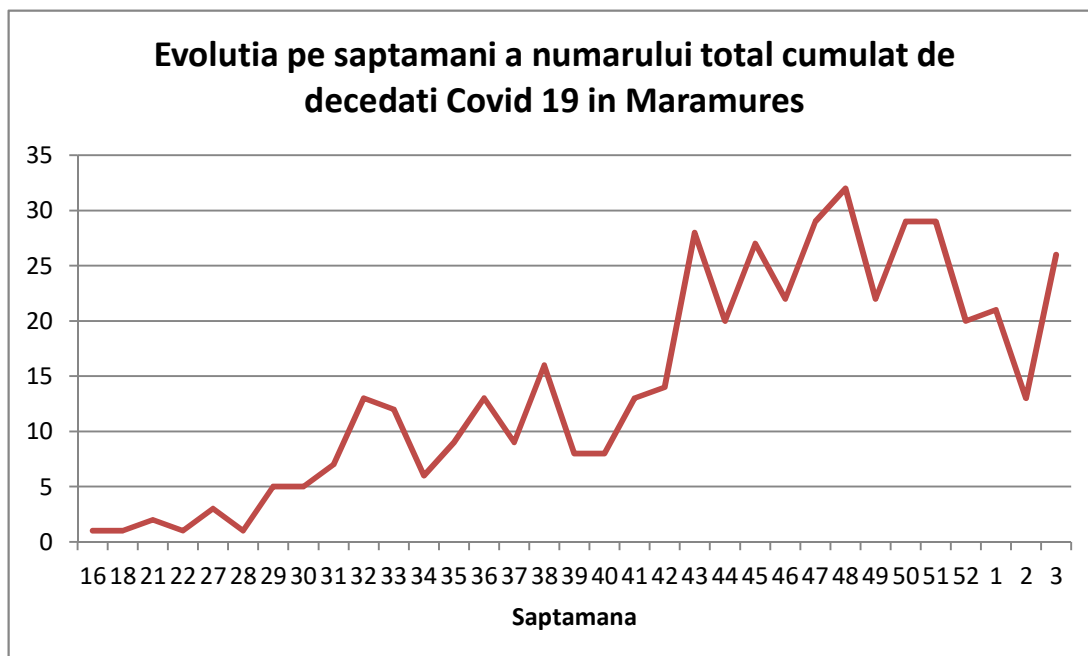
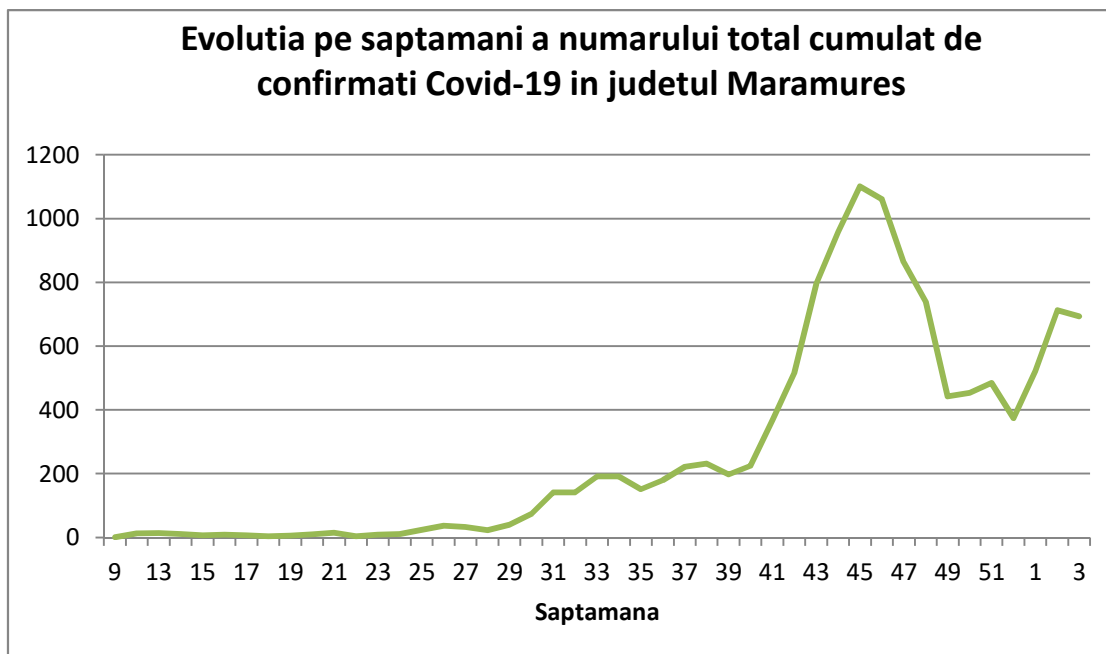
De la inceputul pandemiei Covid-19 pana la data de 17.01.2021, in judetul Maramures s-au inregistrat un numar total de 465 decese Covid-19.



Covid 19 Raport saptamanal de supraveghere

Date raportate pana la data de 17.01.2021 in judetul Maramures

Graficele de mai jos arata evolutia pe saptamani a numarului total cumulat de confirmati si decese Covid-19 in judetul Maramures de la inceputul pandemiei Covid-19 pana la data de 17.01.2021 :

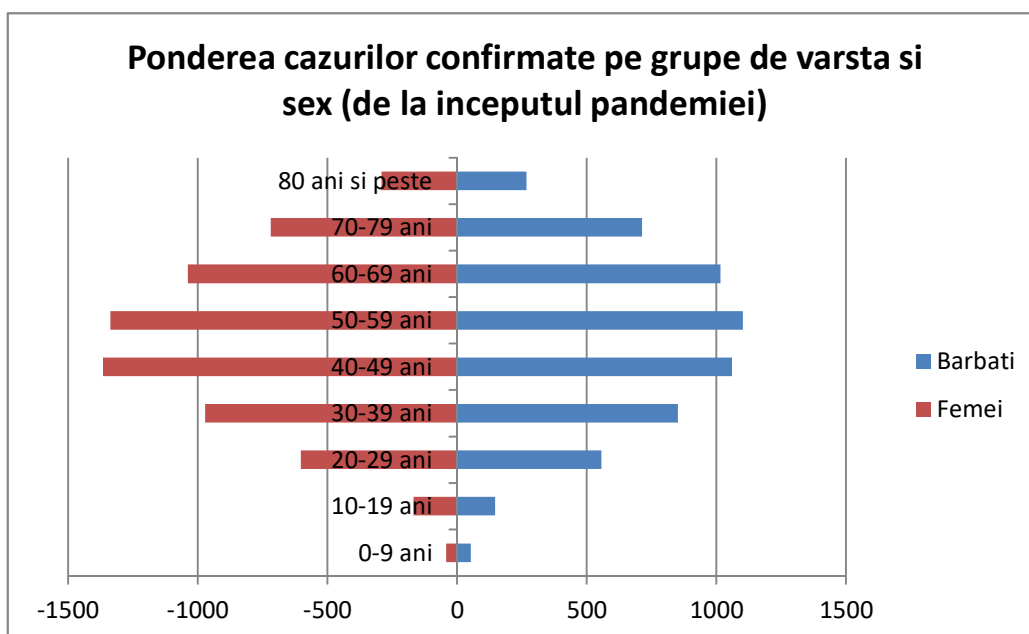
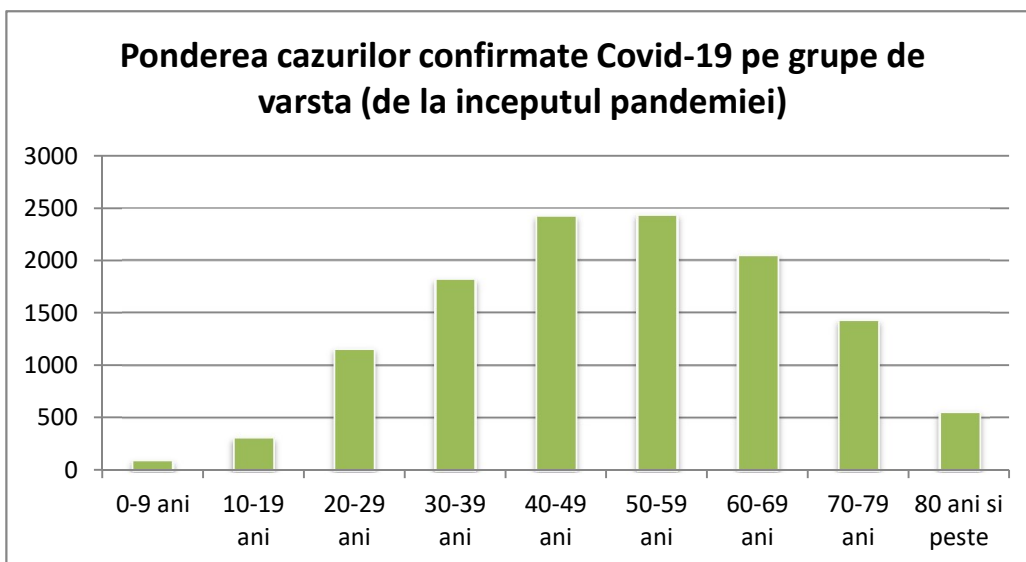


Covid 19 Raport saptamanal de supraveghere

Date raportate pana la data de 17.01.2021 in judetul Maramures

Analiza pe varste si sex a cazurilor confirmate Covid-19 in judetul Maramures de la inceputul pandemiei pana la data de 17.01.2021 :

Varsta	TOTAL	Barbati	Femei
0-9 ani	95	53	42
10-19 ani	315	147	168
20-29 ani	1159	556	603
30-39 ani	1823	852	971
40-49 ani	2425	1060	1365
50-59 ani	2439	1102	1337
60-69 ani	2054	1016	1038
70-79 ani	1431	713	718
80 ani si peste	559	268	291
total	12300	5767	6533

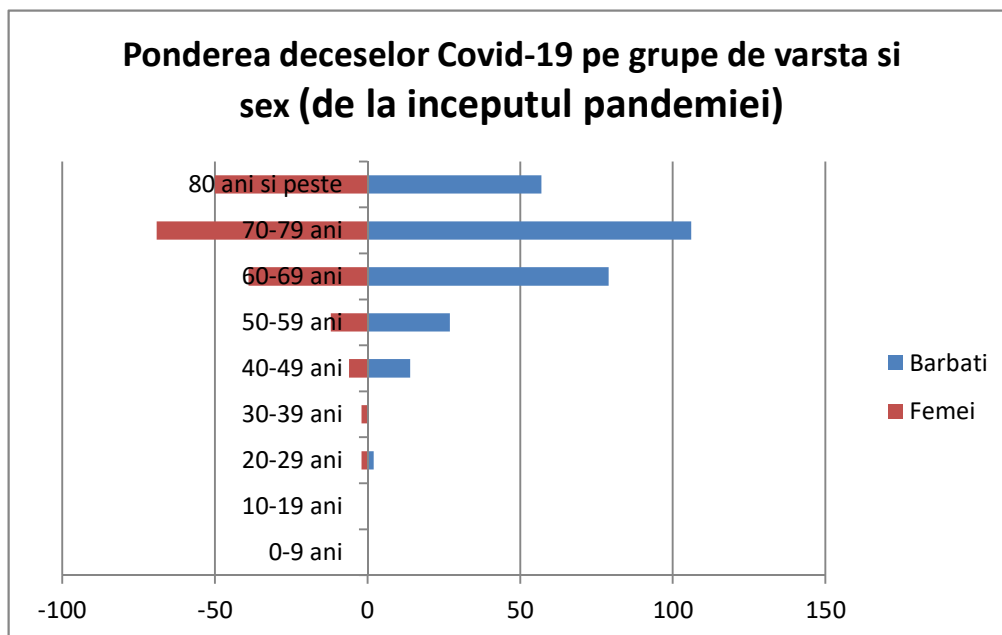
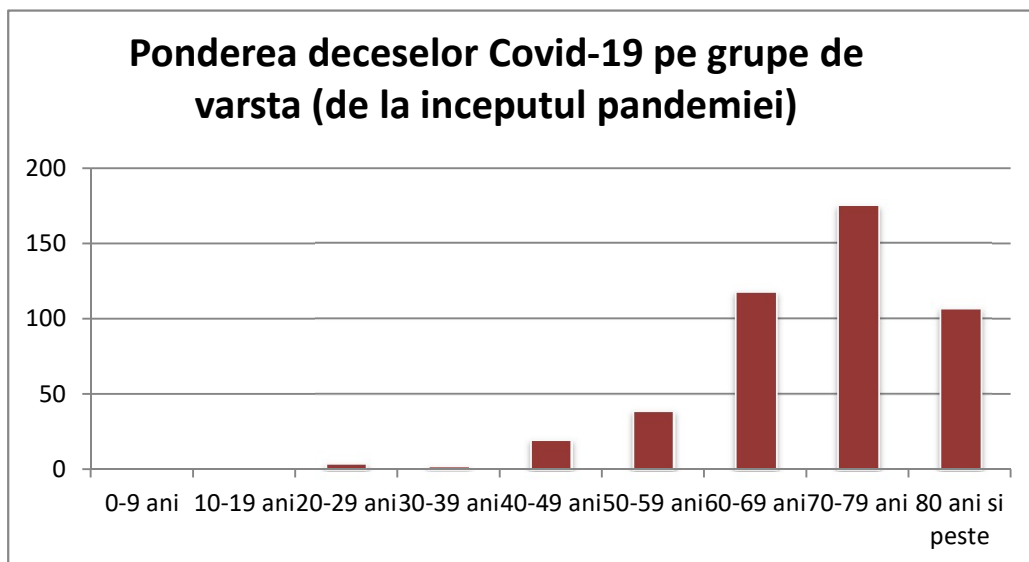


Covid 19 Raport saptamanal de supraveghere

Date raportate pana la data de 17.01.2021 in judetul Maramures

Analiza pe varste si sex a deceselor Covid-19 in judetul Maramures de la inceputul pandemiei pana la data de 17.01.2021 :

Varsta	TOTAL	Barbati	Femei
0-9 ani	0	0	0
10-19 ani	0	0	0
20-29 ani	4	2	2
30-39 ani	2	0	2
40-49 ani	20	14	6
50-59 ani	39	27	12
60-69 ani	118	79	39
70-79 ani	175	106	69
80 ani si peste	107	57	50
total	465	285	180



Covid 19 Raport saptamanal de supraveghere
Date raportate pana la data de 17.01.2021 in judetul Maramures

Analiza pe varste, sex si comorbiditati a deceselor Covid-19 din judetul Maramures de la inceputul pandemiei pana la data de 17.01.2021 este prezentata in tabelul urmator:

Numar total decese	numar	%
Total decese Covid-19	465	
decese la barbati	285	61.29
decese persoane peste 60 ani	396	85.16
Decese persoane cu cel putin o comorbiditate	421	90.54
afectiuni cardiovasculare	266	57.2
diabet	148	31.83
afectiuni neorologice	81	17.42
afectiuni renale	67	14.41
obezitate	105	22.58
afectiuni pulmonare	56	12.04
neoplasm	41	8.82
alte comorbiditati	182	39.14