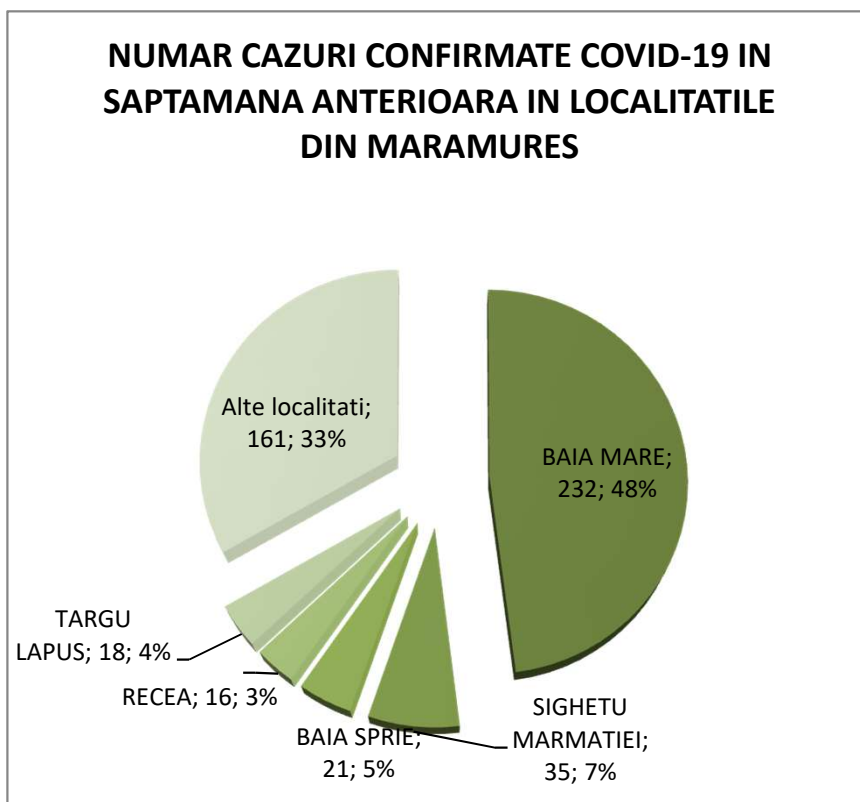
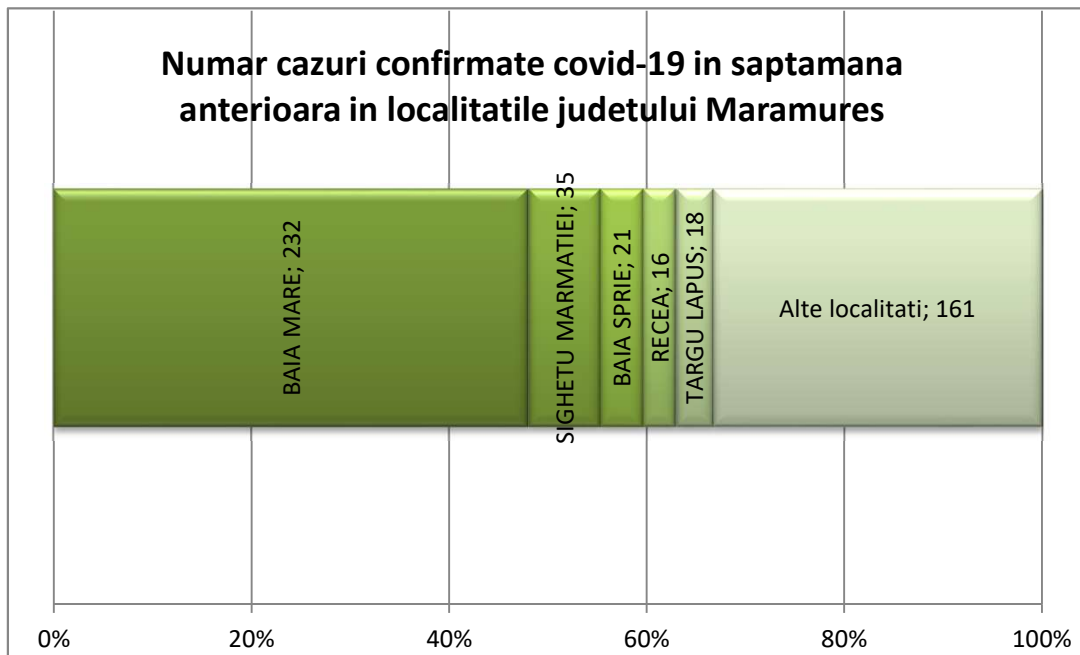


Covid 19 Raport saptamanal de supraveghere Date raportate pana la data de 20.12.2020 in judetul Maramures

In saptamana 14.12.2020 - 20.12.2020, in judetul Maramures s-au inregistrat un numar de 483 cazuri confirmate Covid-19.

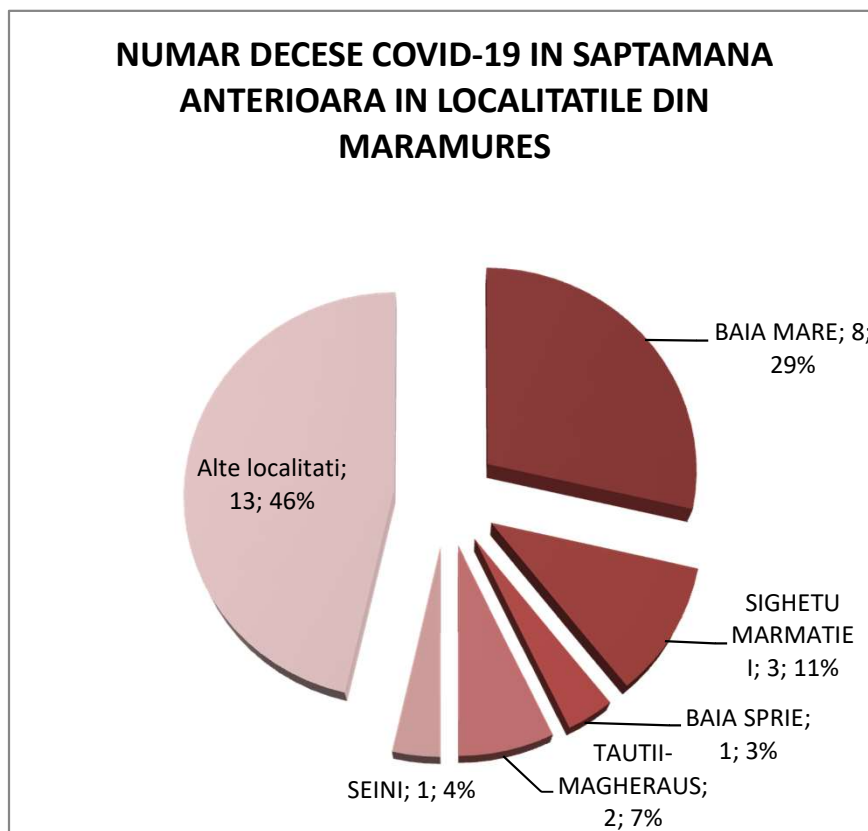
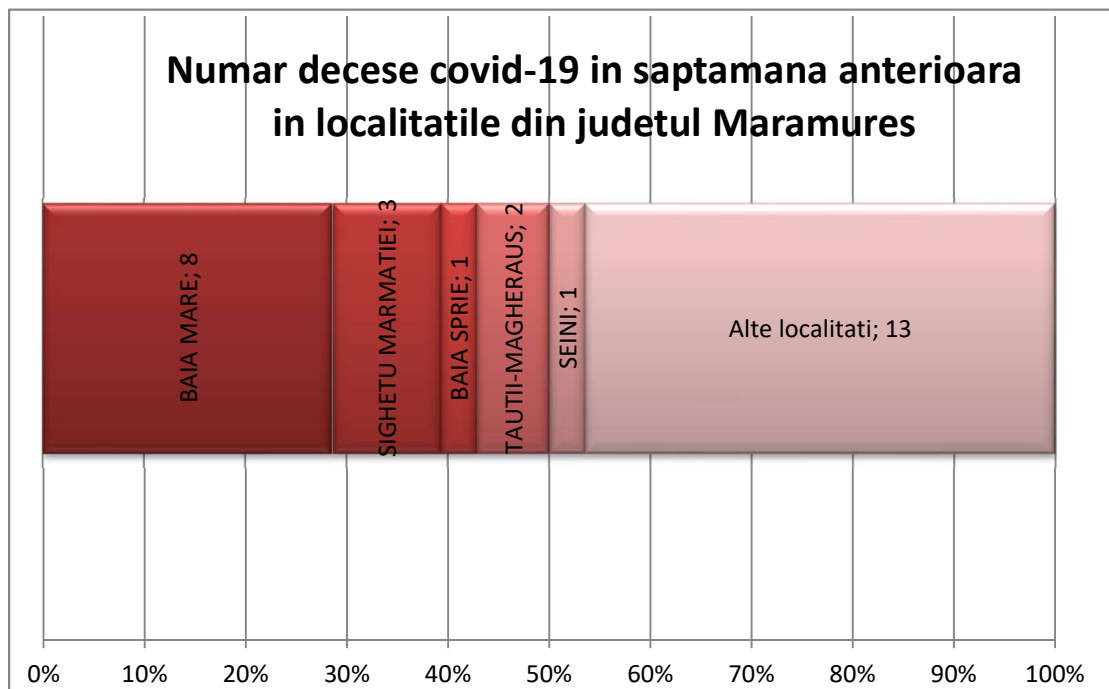
In aceasta saptamana , 66.67% din totalul cazurilor confirmate s-au inregistrat in localitatile BAIA MARE, SIGHETU MARMATIEI, BAIA SPRIE, RECEA si TARGU LAPUS.



Covid 19 Raport saptamanal de supraveghere Date raportate pana la data de 20.12.2020 in judetul Maramures

In saptamana 14.12.2020 - 20.12.2020, in judetul Maramures s-au inregistrat un numar de 28 decese Covid-19.

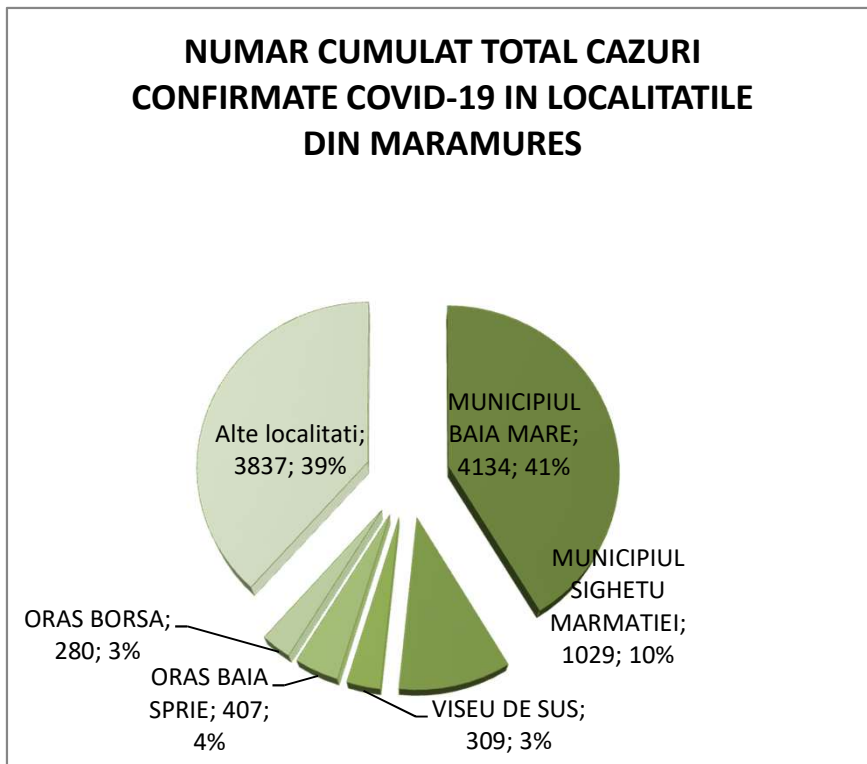
In aceasta saptamana , 53.57% din totalul deceselor s-au inregistrat in localitatile BAIA MARE, SIGHETU MARMATIEI, BAIA SPRIE, TAUTII-MAGHERAUS si SEINI.



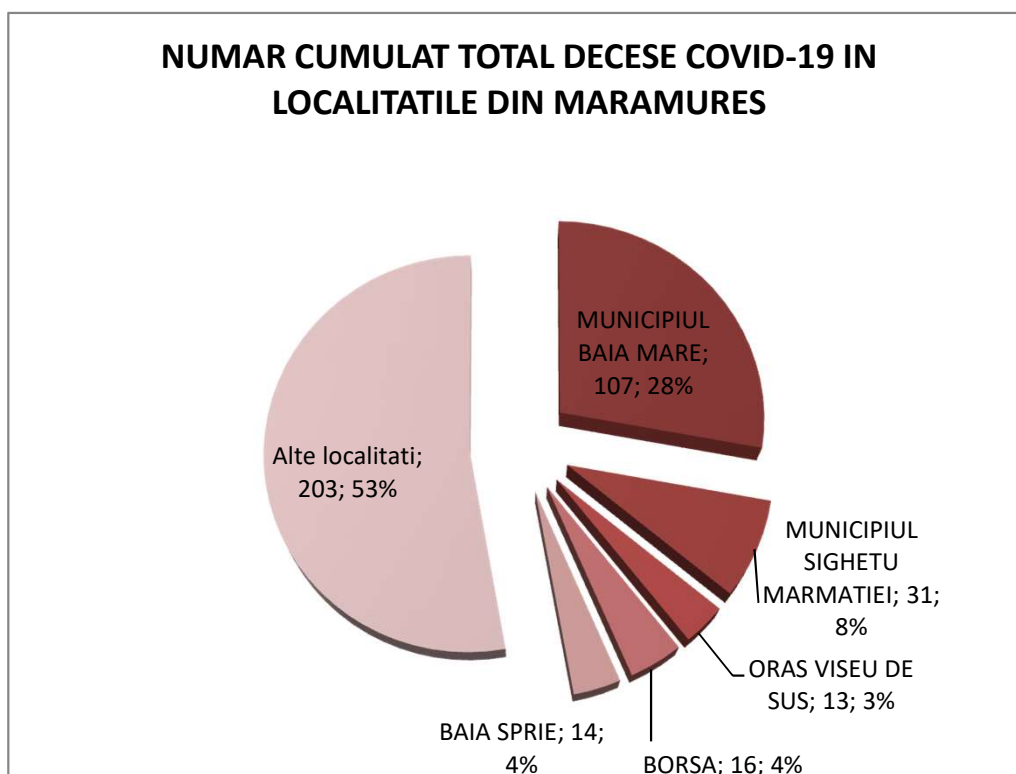
Covid 19 Raport saptamanal de supraveghere

Date raportate pana la data de 20.12.2020 in judetul Maramures

In perioada cuprinsa intre luna martie 2020 si data de 20.12.2020, in judetul Maramures s-au inregistrat un numar total de 9996 cazuri confirmate Covid-19.

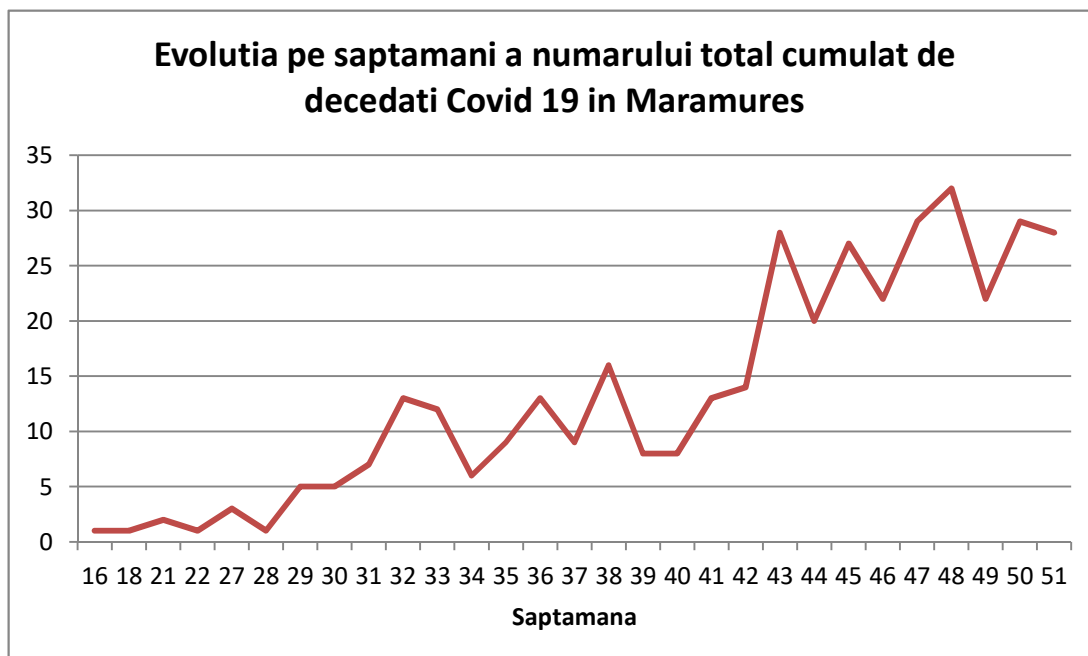
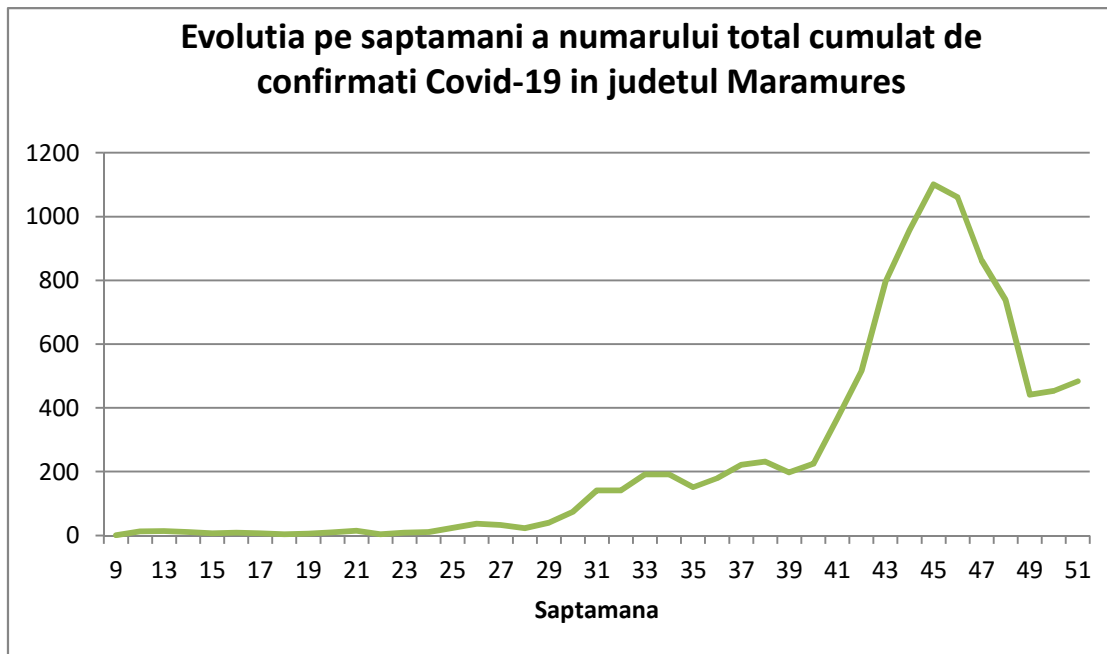


De la inceputul pandemiei Covid-19 pana la data de 20.12.2020, in judetul Maramures s-au inregistrat un numar total de 384 decese Covid-19.



Covid 19 Raport saptamanal de supraveghere Date raportate pana la data de 20.12.2020 in judetul Maramures

Graficele de mai jos arata evolutia pe saptamani a numarului total cumulat de confirmati si decese Covid-19 in judetul Maramures de la inceputul pandemiei Covid-19 pana la data de 20.12.2020 :

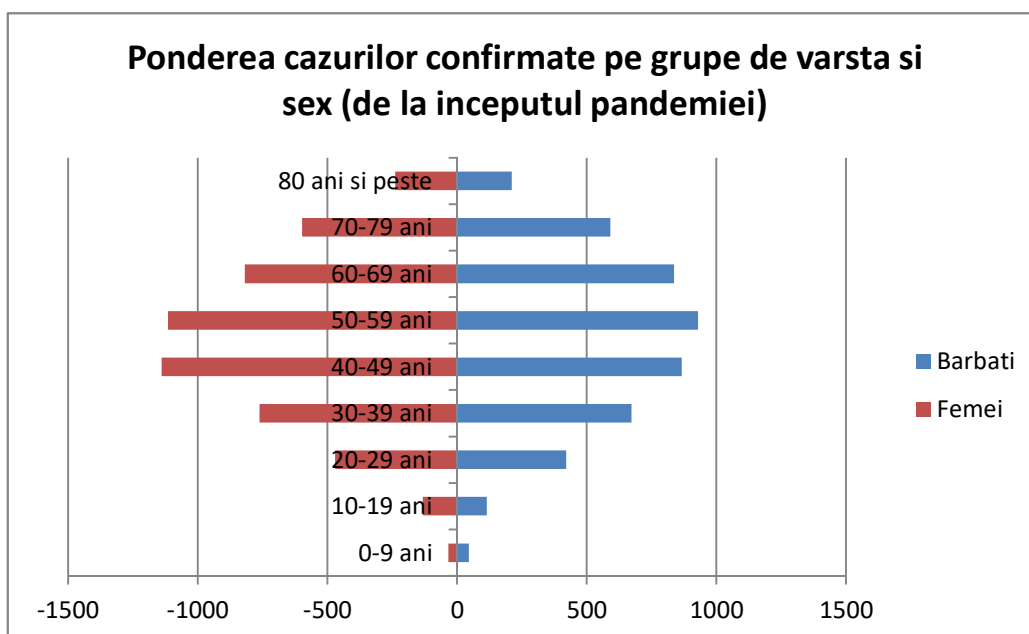
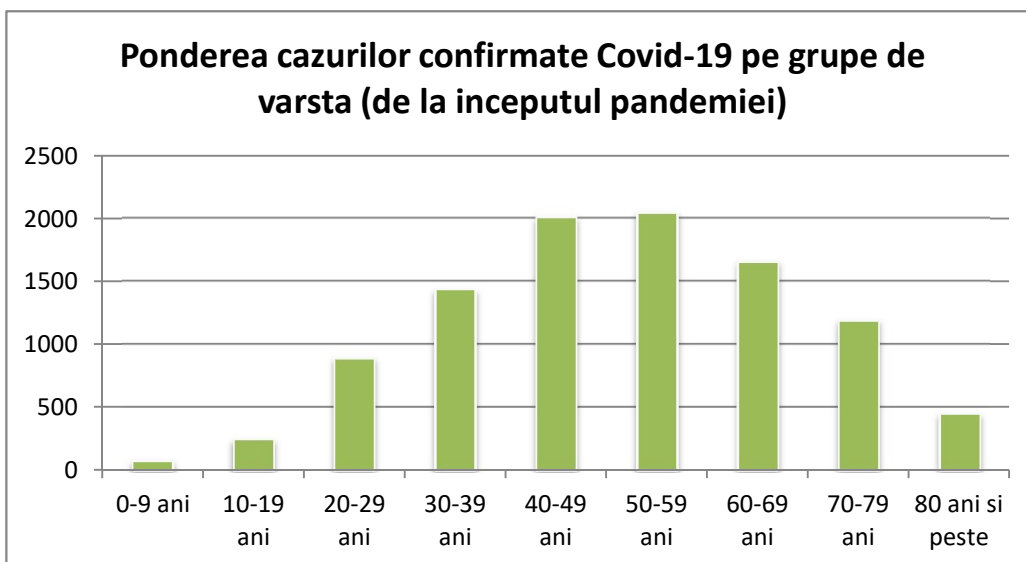


Covid 19 Raport saptamanal de supraveghere

Date raportate pana la data de 20.12.2020 in judetul Maramures

Analiza pe varste si sex a cazurilor confirmate Covid-19 in judetul Maramures de la inceputul pandemiei pana la data de 20.12.2020 :

Varsta	TOTAL	Barbati	Femei
0-9 ani	79	45	34
10-19 ani	247	115	132
20-29 ani	892	421	471
30-39 ani	1435	673	762
40-49 ani	2005	866	1139
50-59 ani	2044	929	1115
60-69 ani	1656	837	819
70-79 ani	1189	591	598
80 ani si peste	449	211	238
total	9996	4688	5308

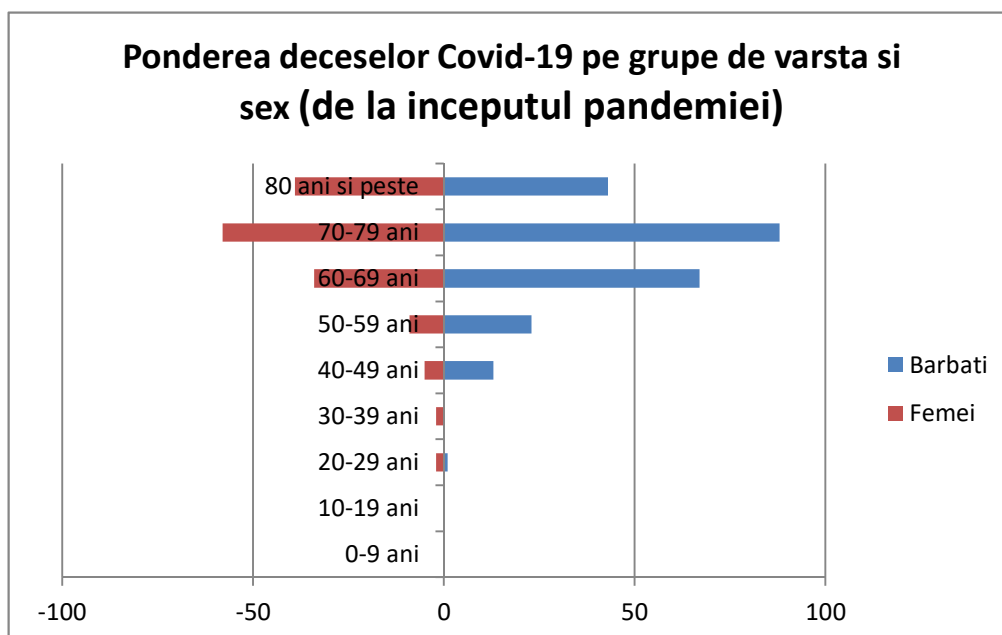
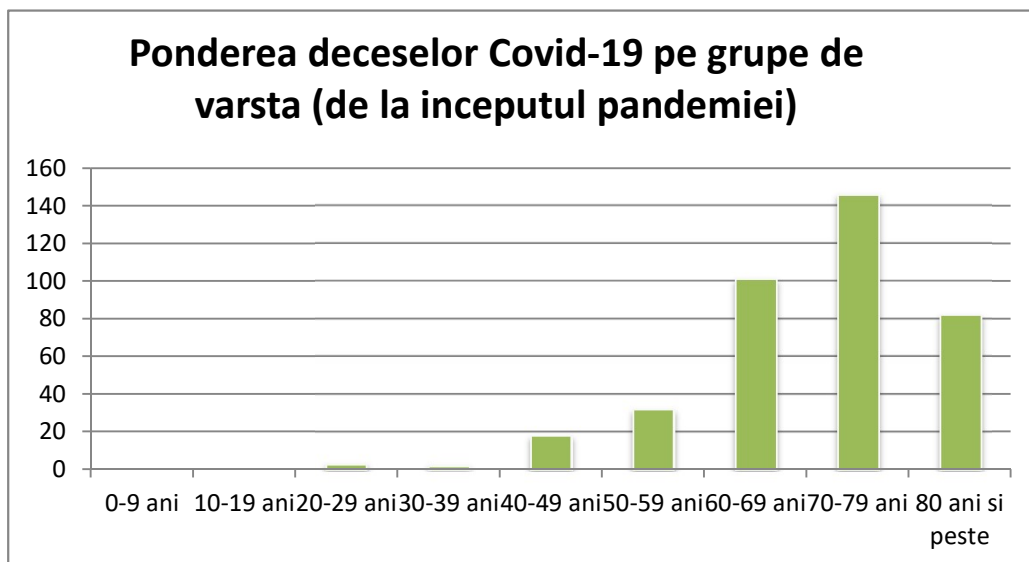


Covid 19 Raport saptamanal de supraveghere

Date raportate pana la data de 20.12.2020 in judetul Maramures

Analiza pe varste si sex a deceselor Covid-19 in judetul Maramures de la inceputul pandemiei pana la data de 20.12.2020 :

Varsta	TOTAL	Barbati	Femei
0-9 ani	0	0	0
10-19 ani	0	0	0
20-29 ani	3	1	2
30-39 ani	2	0	2
40-49 ani	18	13	5
50-59 ani	32	23	9
60-69 ani	101	67	34
70-79 ani	146	88	58
80 ani si peste	82	43	39
total	384	235	149



Covid 19 Raport saptamanal de supraveghere
Date raportate pana la data de 20.12.2020 in judetul Maramures

Analiza pe varste, sex si comorbiditati a deceselor Covid-19 din judetul Maramures de la inceputul pandemiei pana la data de 20.12.2020 este prezentata in tabelul urmator:

Numar total decese	numar	%
Total decese Covid-19	384	
decese la barbati	235	61.2
decese persoane peste 60 ani	325	84.64
Decese persoane cu cel putin o comorbiditate	347	90.36
afectiuni cardiovasculare	209	54.43
diabet	118	30.73
afectiuni neorologice	73	19.01
afectiuni renale	55	14.32
obezitate	89	23.18
afectiuni pulmonare	43	11.2
neoplasm	35	9.11
alte comorbiditati	150	39.06