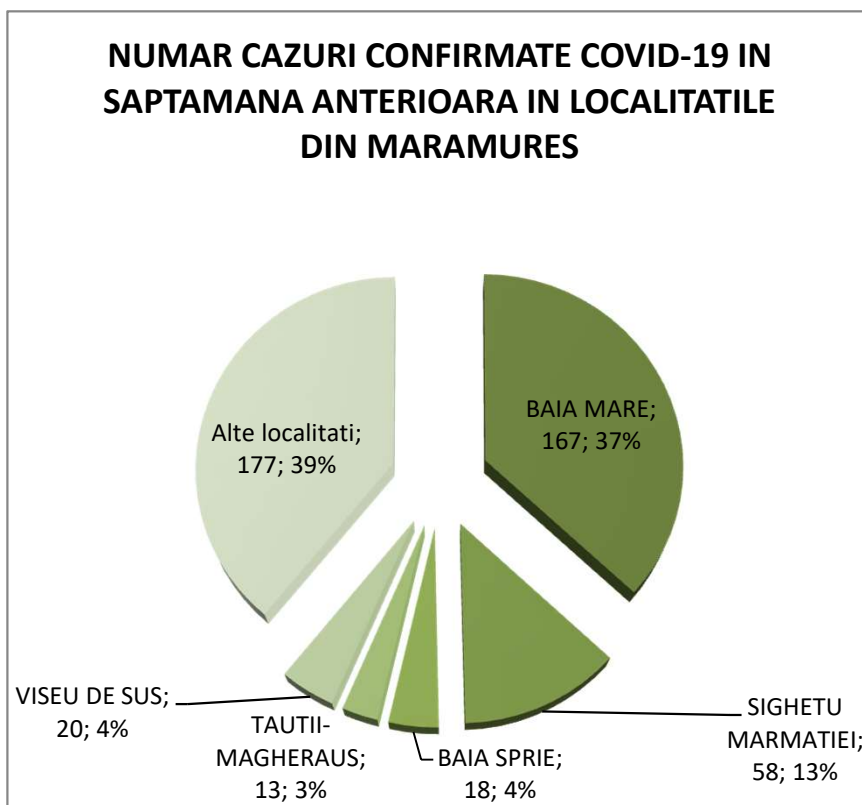
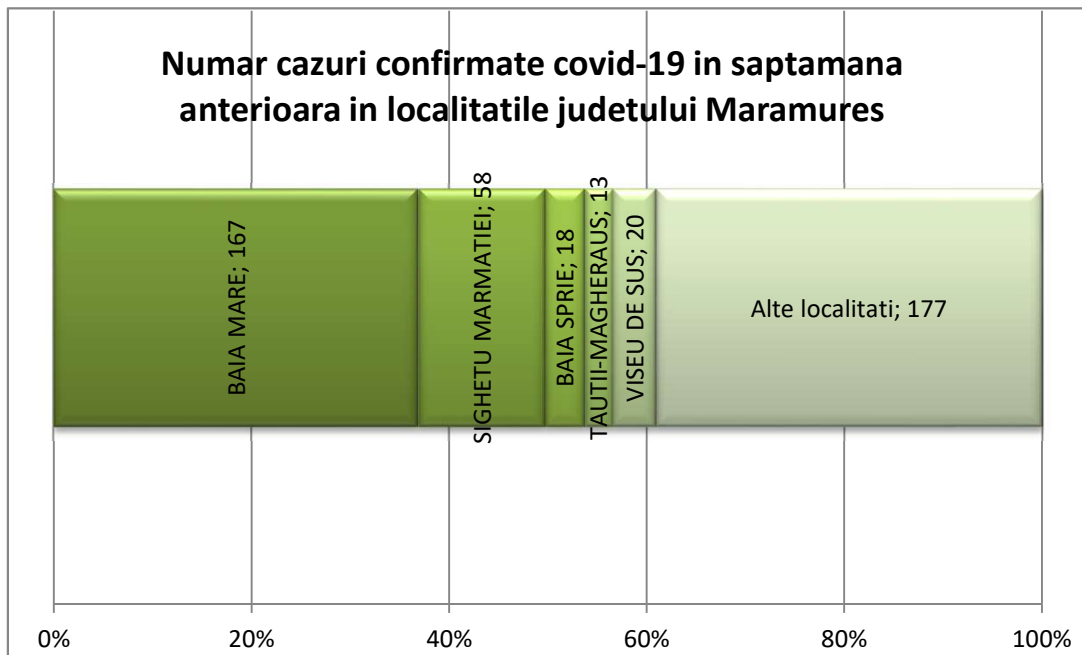


Covid 19 Raport saptamanal de supraveghere Date raportate pana la data de 13.12.2020 in judetul Maramures

In saptamana 07.12.2020 - 13.12.2020, in judetul Maramures s-au inregistrat un numar de 453 cazuri confirmate Covid-19.

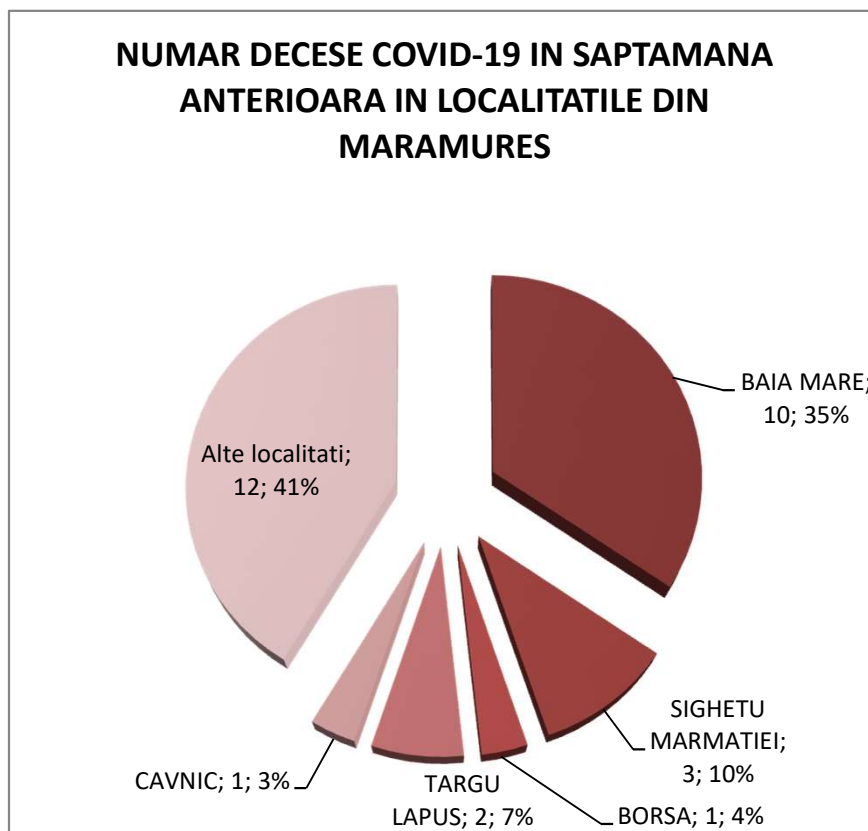
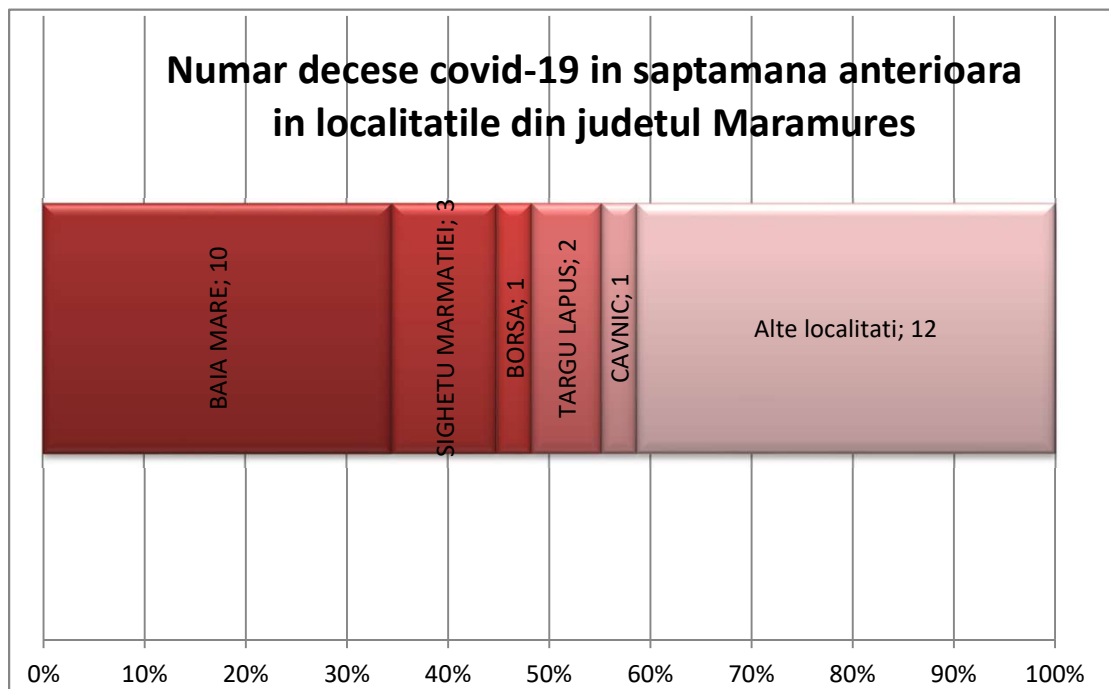
In aceasta saptamana , 60.93% din totalul cazurilor confirmate s-au inregistrat in localitatile BAIA MARE, SIGHETU MARMATIEI, BAIA SPRIE, TAUTII-MAGHERAUS si VISEU DE SUS.



Covid 19 Raport saptamanal de supraveghere Date raportate pana la data de 13.12.2020 in judetul Maramures

In saptamana 07.12.2020 - 13.12.2020, in judetul Maramures s-au inregistrat un numar de 29 decese Covid-19.

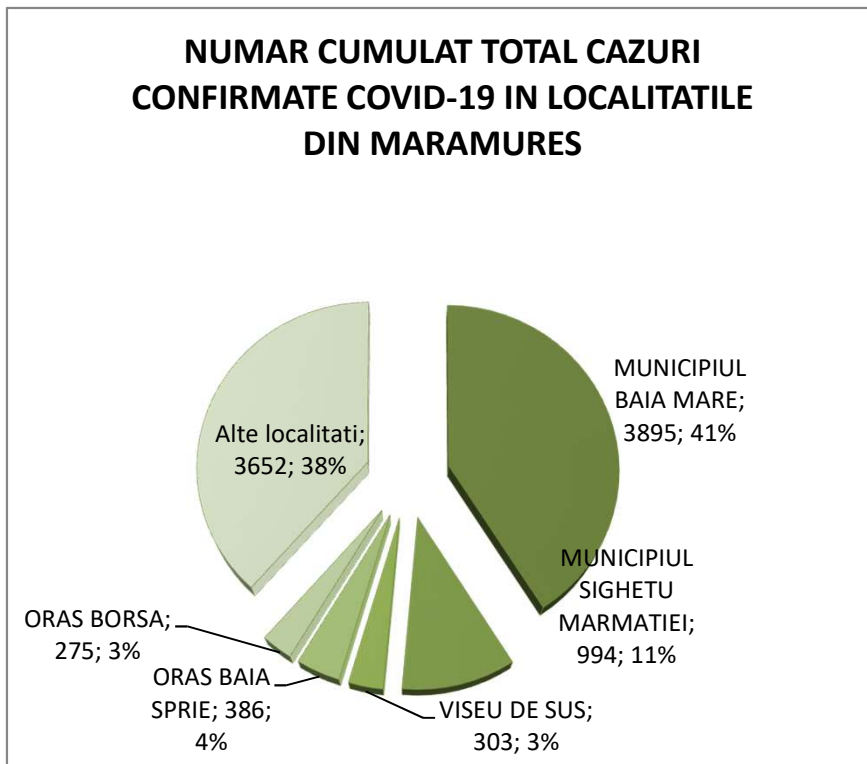
In aceasta saptamana , 58.62% din totalul deceselor s-au inregistrat in localitatile BAIA MARE, SIGHETU MARMATIEI, BORSA, TARGU LAPUS si CAVNIC.



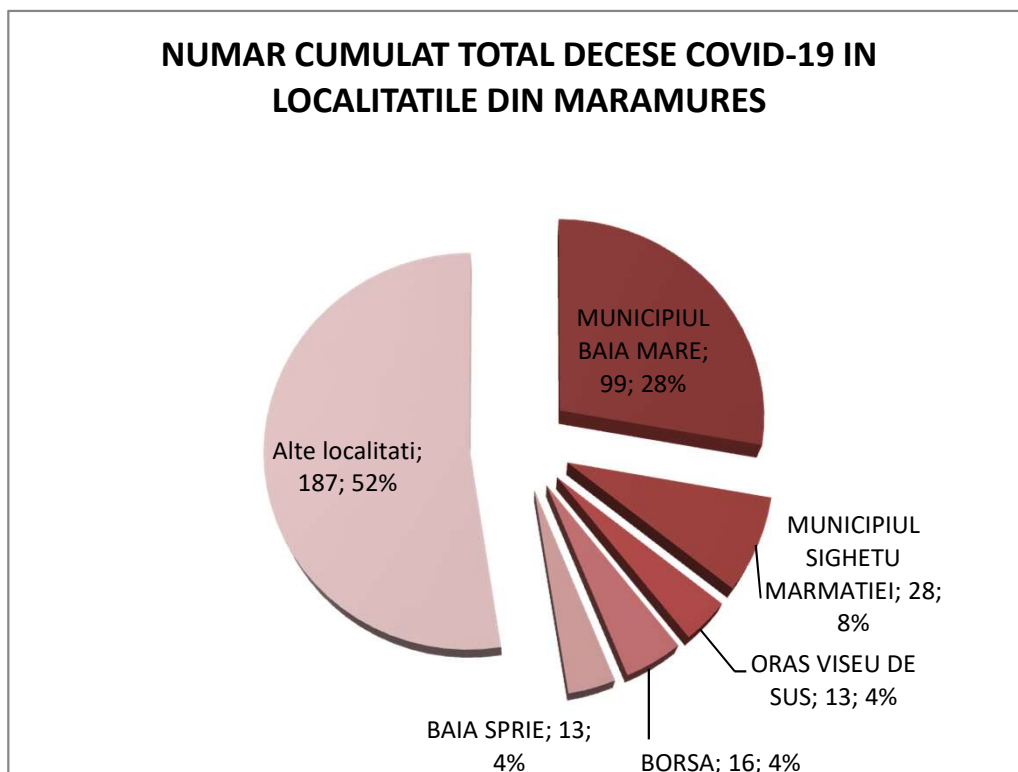
Covid 19 Raport saptamanal de supraveghere

Date raportate pana la data de 13.12.2020 in judetul Maramures

In perioada cuprinsa intre luna martie 2020 si data de 13.12.2020, in judetul Maramures s-au inregistrat un numar total de 9505 cazuri confirmate Covid-19.

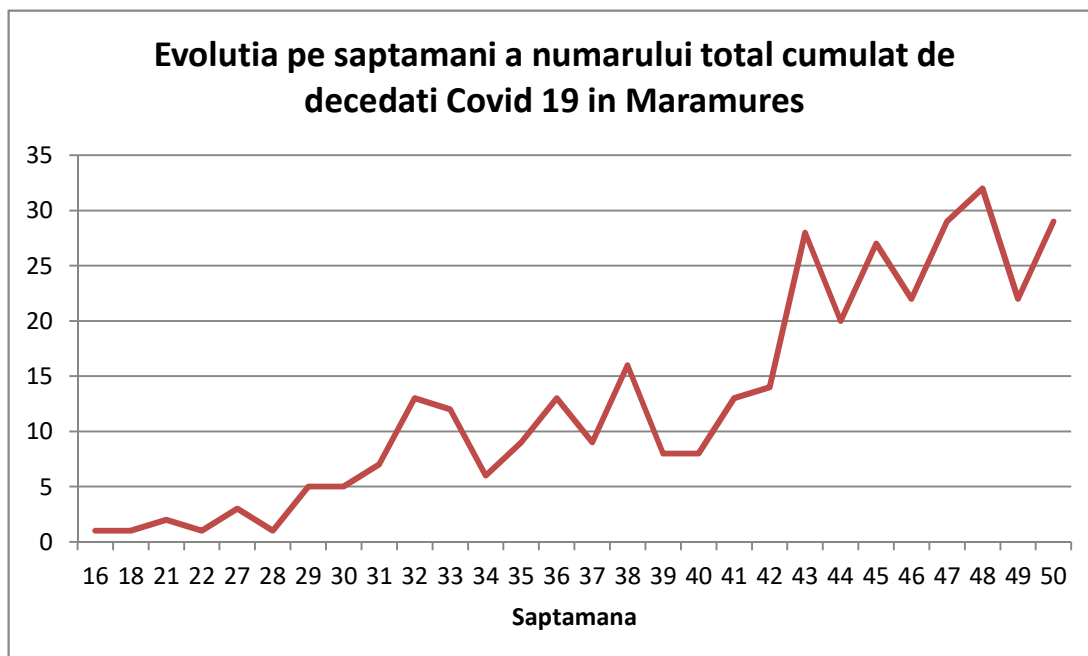
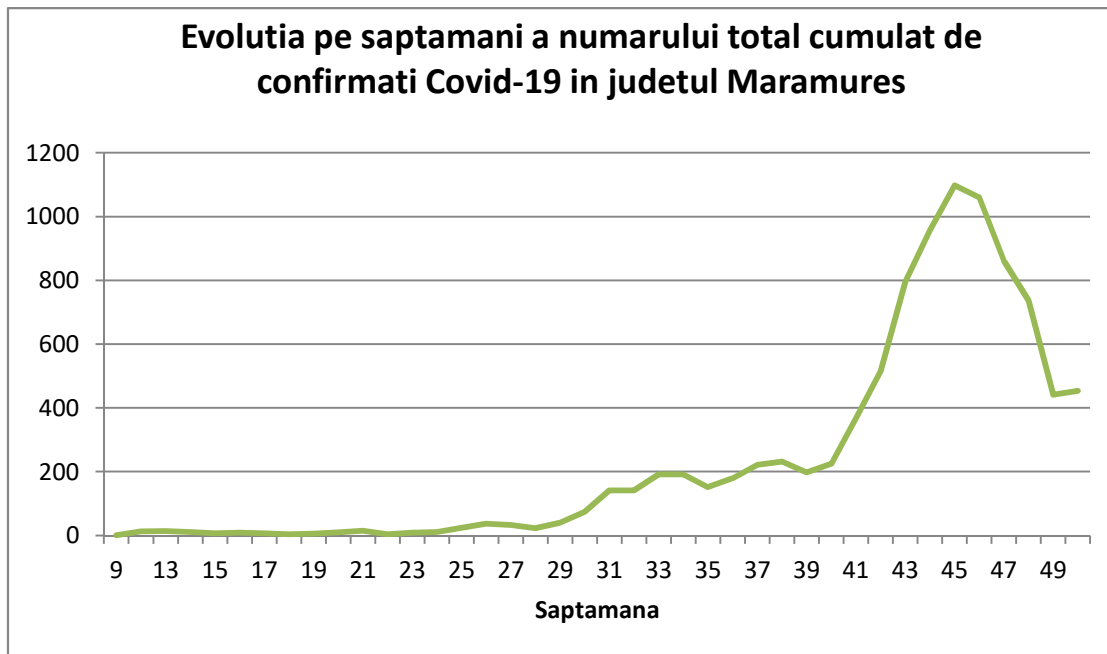


De la inceputul pandemiei Covid-19 pana la data de 13.12.2020, in judetul Maramures s-au inregistrat un numar total de 356 decese Covid-19.



Covid 19 Raport saptamanal de supraveghere Date raportate pana la data de 13.12.2020 in judetul Maramures

Graficele de mai jos arata evolutia pe saptamani a numarului total cumulat de confirmati si decese Covid-19 in judetul Maramures de la inceputul pandemiei Covid-19 pana la data de 13.12.2020 :

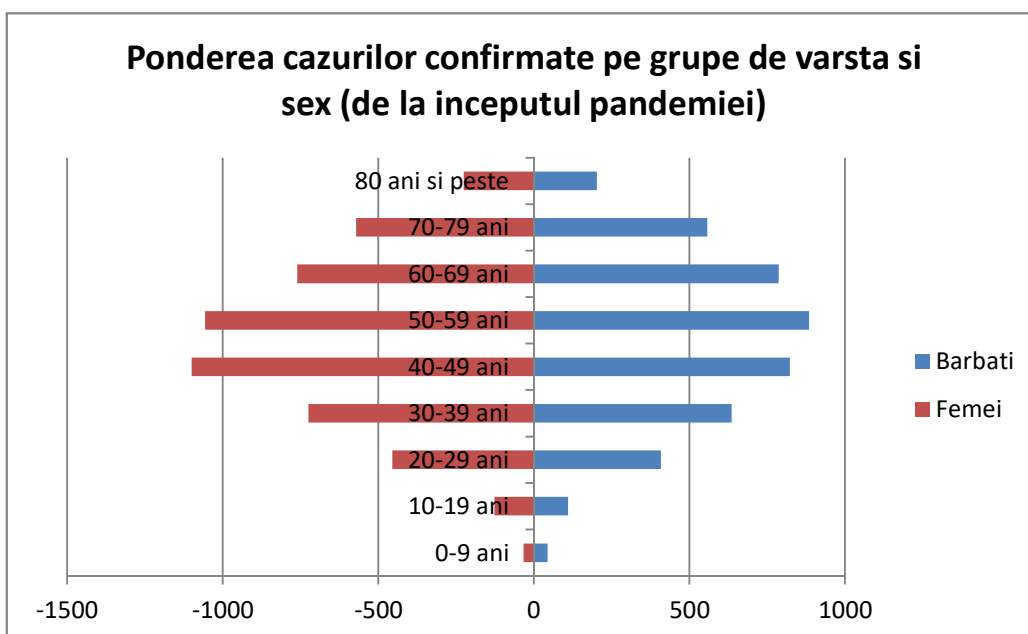
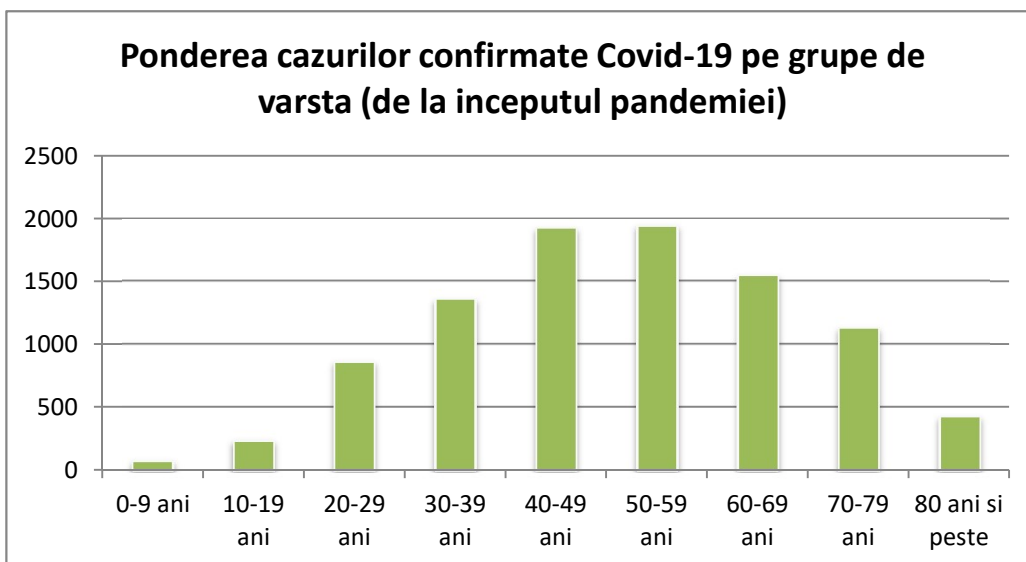


Covid 19 Raport saptamanal de supraveghere

Date raportate pana la data de 13.12.2020 in judetul Maramures

Analiza pe varste si sex a cazurilor confirmate Covid-19 in judetul Maramures de la inceputul pandemiei pana la data de 13.12.2020 :

Varsta	TOTAL	Barbati	Femei
0-9 ani	77	44	33
10-19 ani	237	110	127
20-29 ani	863	408	455
30-39 ani	1360	636	724
40-49 ani	1923	823	1100
50-59 ani	1942	885	1057
60-69 ani	1547	787	760
70-79 ani	1128	557	571
80 ani si peste	428	203	225
total	9505	4453	5052

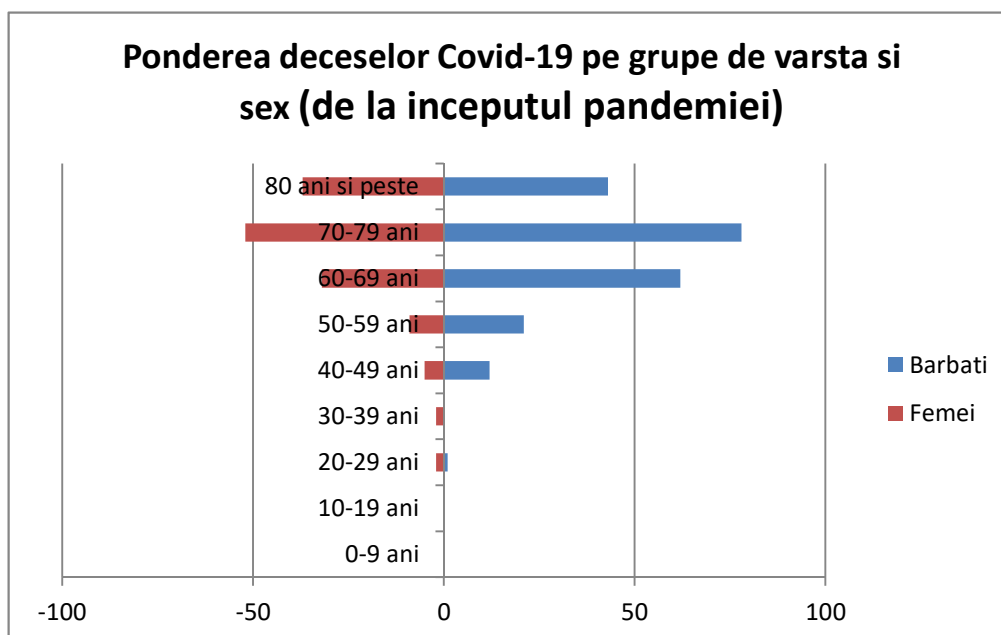
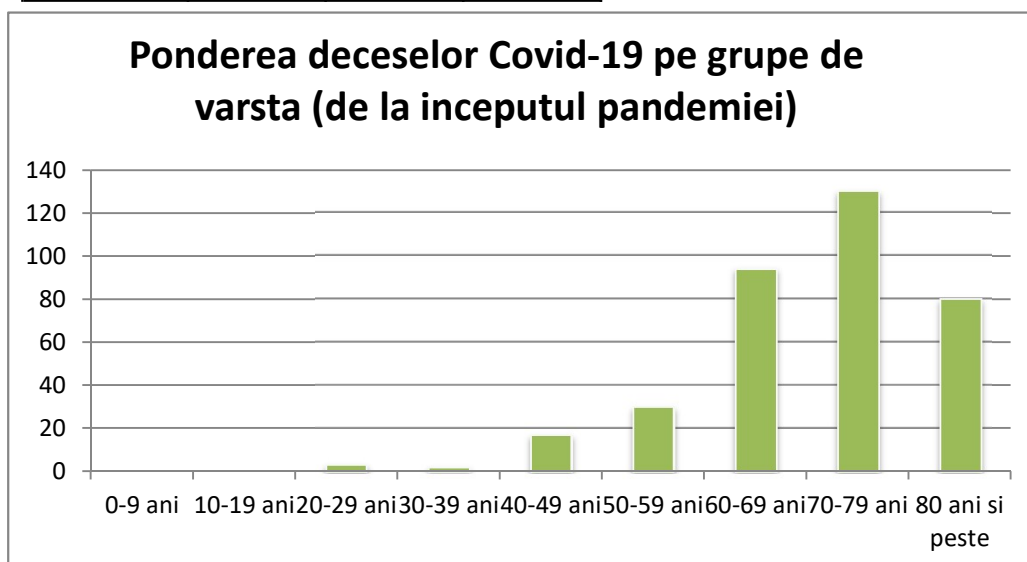


Covid 19 Raport saptamanal de supraveghere

Date raportate pana la data de 13.12.2020 in judetul Maramures

Analiza pe varste si sex a deceselor Covid-19 in judetul Maramures de la inceputul pandemiei pana la data de 13.12.2020 :

Varsta	TOTAL	Barbati	Femei
0-9 ani	0	0	0
10-19 ani	0	0	0
20-29 ani	3	1	2
30-39 ani	2	0	2
40-49 ani	17	12	5
50-59 ani	30	21	9
60-69 ani	94	62	32
70-79 ani	130	78	52
80 ani si peste	80	43	37
total	356	217	139



Covid 19 Raport saptamanal de supraveghere
Date raportate pana la data de 13.12.2020 in judetul Maramures

Analiza pe varste, sex si comorbiditati a deceselor Covid-19 din judetul Maramures de la inceputul pandemiei pana la data de 13.12.2020 este prezentata in tabelul urmator:

Numar total decese	numar	%
Total decese Covid-19	356	
decese la barbati	217	60.96
decese persoane peste 60 ani	300	84.27
Decese persoane cu cel putin o comorbiditate	320	89.89
afectiuni cardiovasculare	191	53.65
diabet	111	31.18
afectiuni neorologice	71	19.94
afectiuni renale	50	14.04
obezitate	84	23.6
afectiuni pulmonare	41	11.52
neoplasm	32	8.99
alte comorbiditati	136	38.2