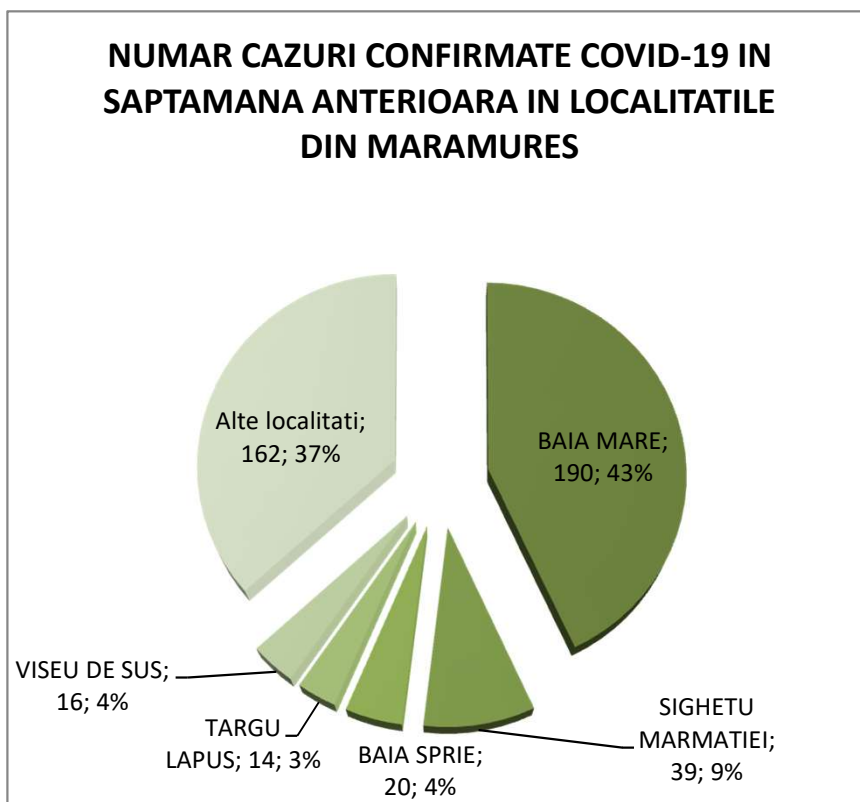
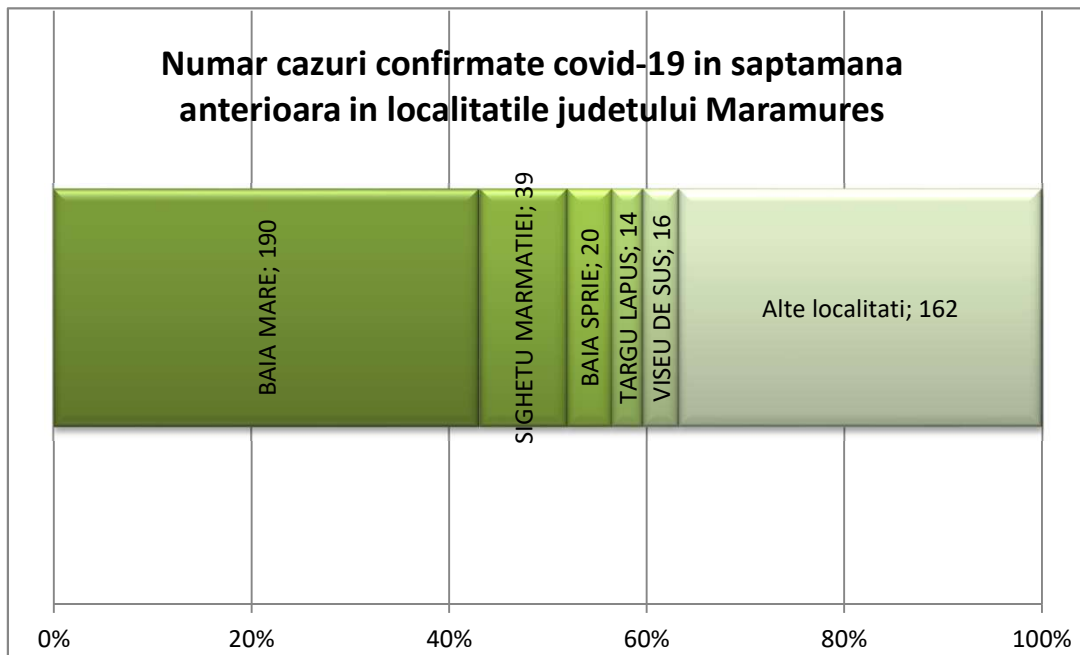


Covid 19 Raport saptamanal de supraveghere Date raportate pana la data de 06.12.2020 in judetul Maramures

In saptamana 30.11.2020 - 06.12.2020, in judetul Maramures s-au inregistrat un numar de 441 cazuri confirmate Covid-19.

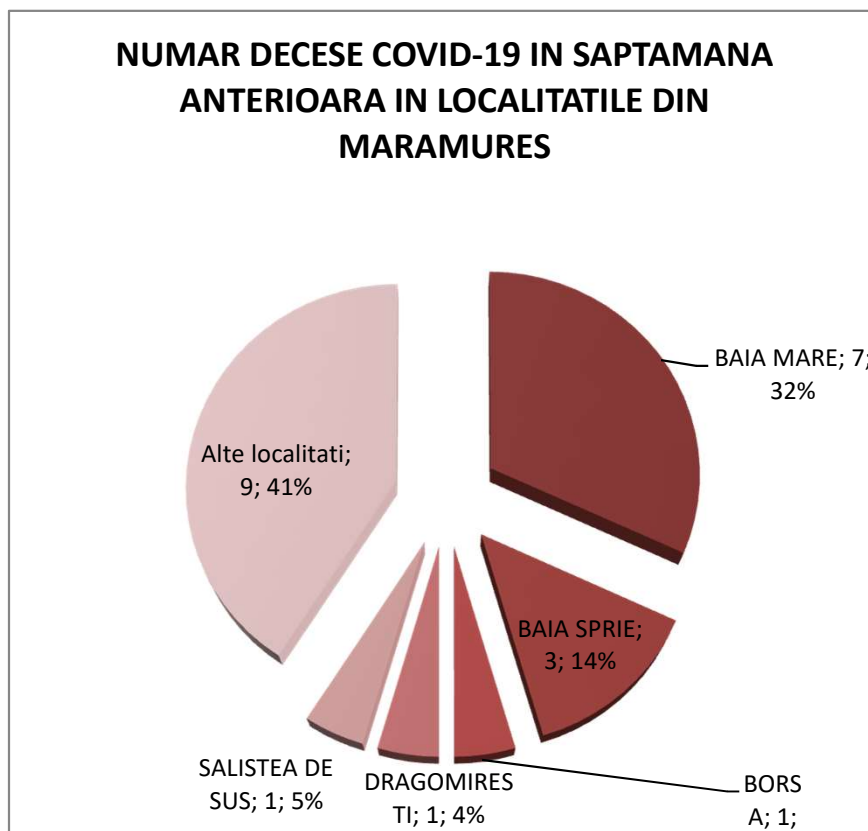
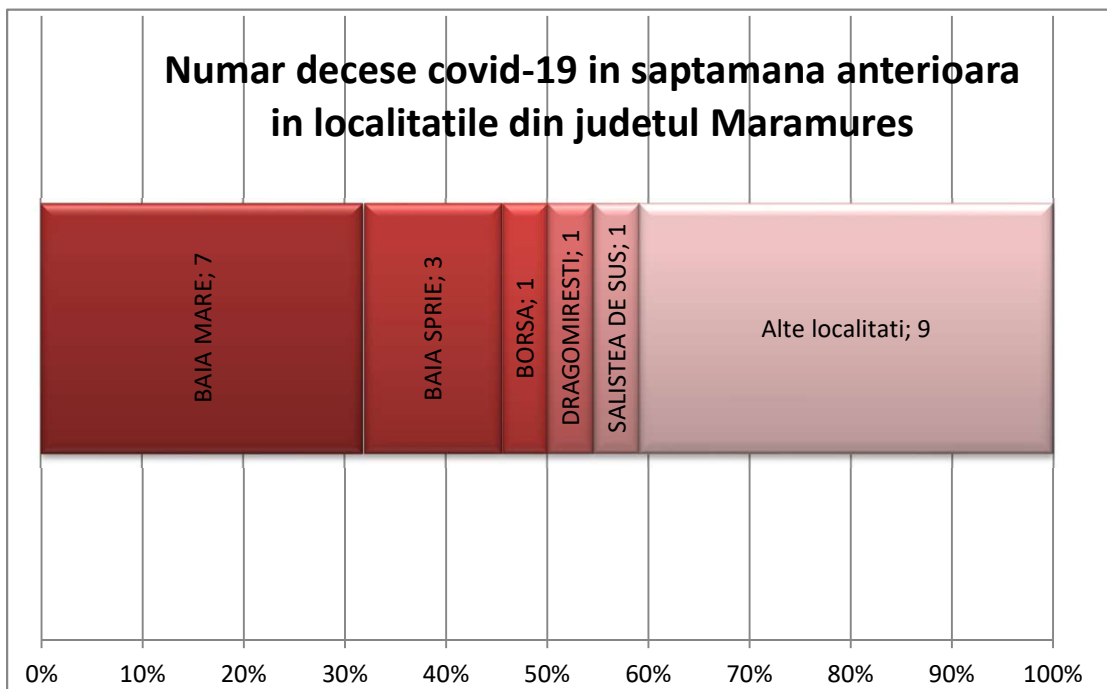
In aceasta saptamana , 63.27% din totalul cazurilor confirmate s-au inregistrat in localitatile BAIA MARE, SIGHETU MARMATIEI, BAIA SPRIE, TARGU LAPUS si VISEU DE SUS.



Covid 19 Raport saptamanal de supraveghere Date raportate pana la data de 06.12.2020 in judetul Maramures

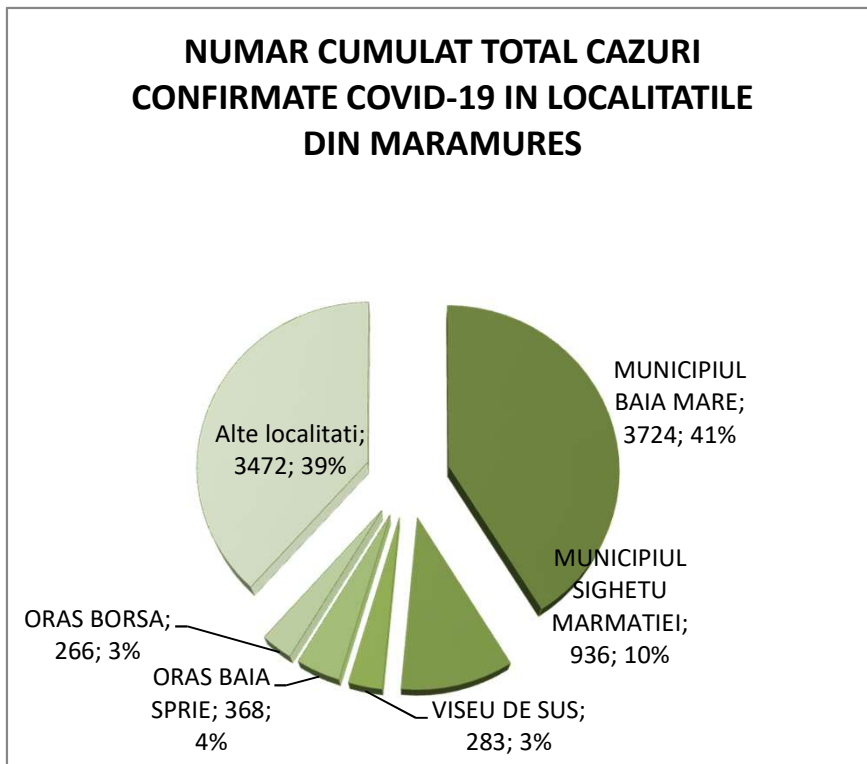
In saptamana 30.11.2020 - 06.12.2020, in judetul Maramures s-au inregistrat un numar de 22 decese Covid-19.

In aceasta saptamana , 59.09% din totalul deceselor s-au inregistrat in localitatile BAIA MARE, BAIA SPRIE, BORSA, DRAGOMIRESTI si SALISTEA DE SUS.

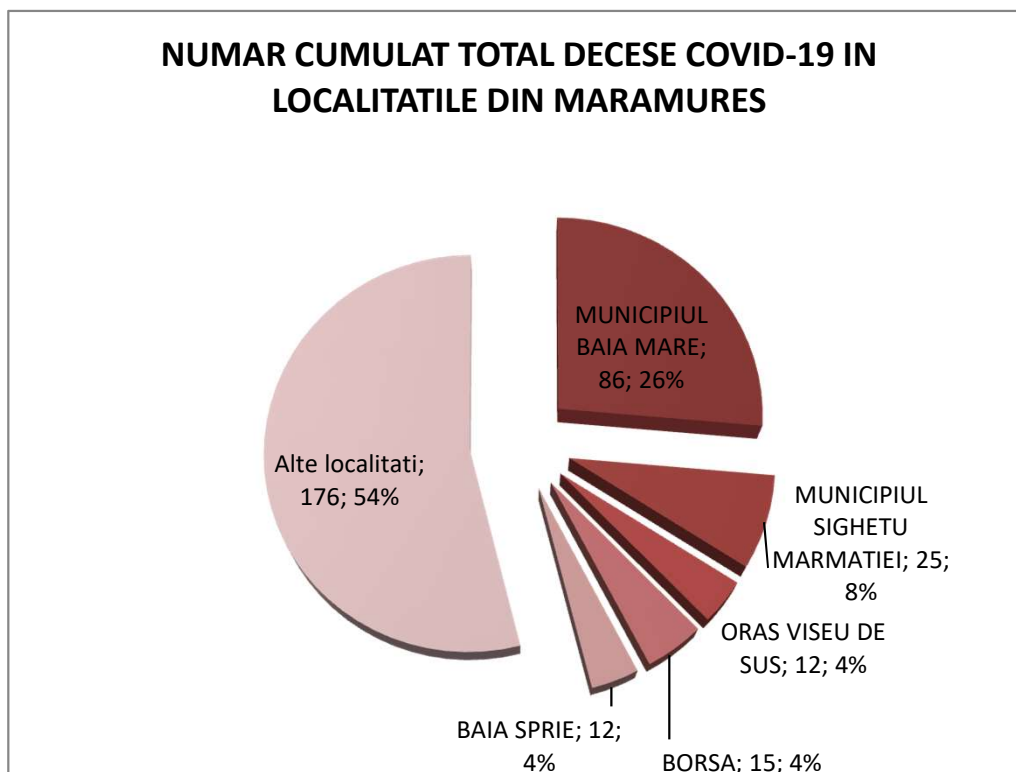


Covid 19 Raport saptamanal de supraveghere Date raportate pana la data de 06.12.2020 in judetul Maramures

In perioada cuprinsa intre luna martie 2020 si data de 06.12.2020, in judetul Maramures s-au inregistrat un numar total de 9049 cazuri confirmate Covid-19.

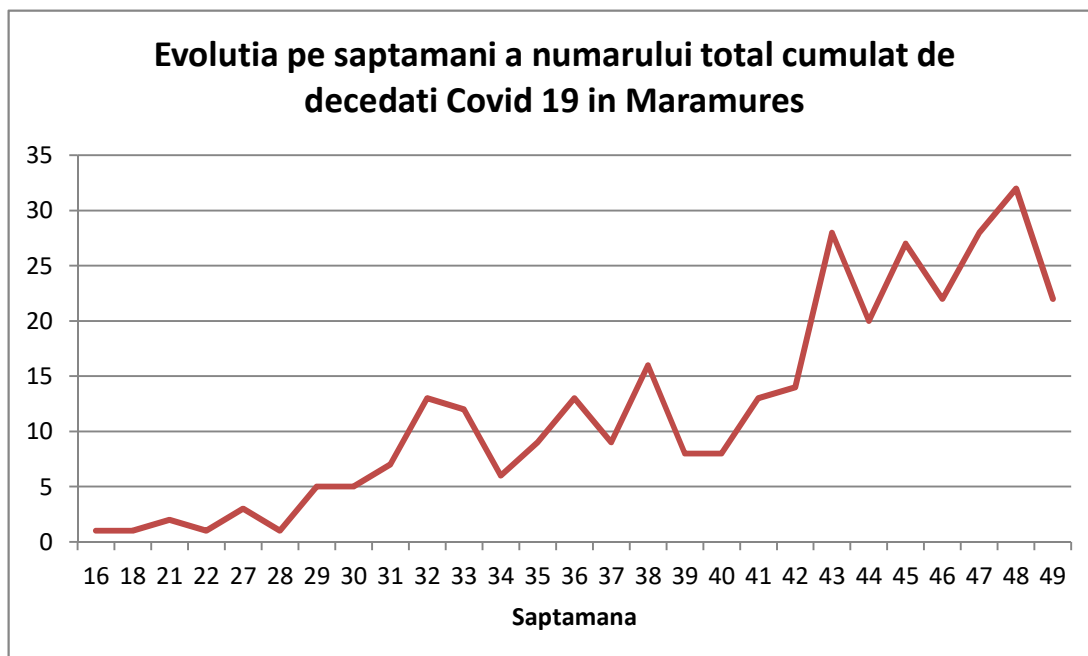
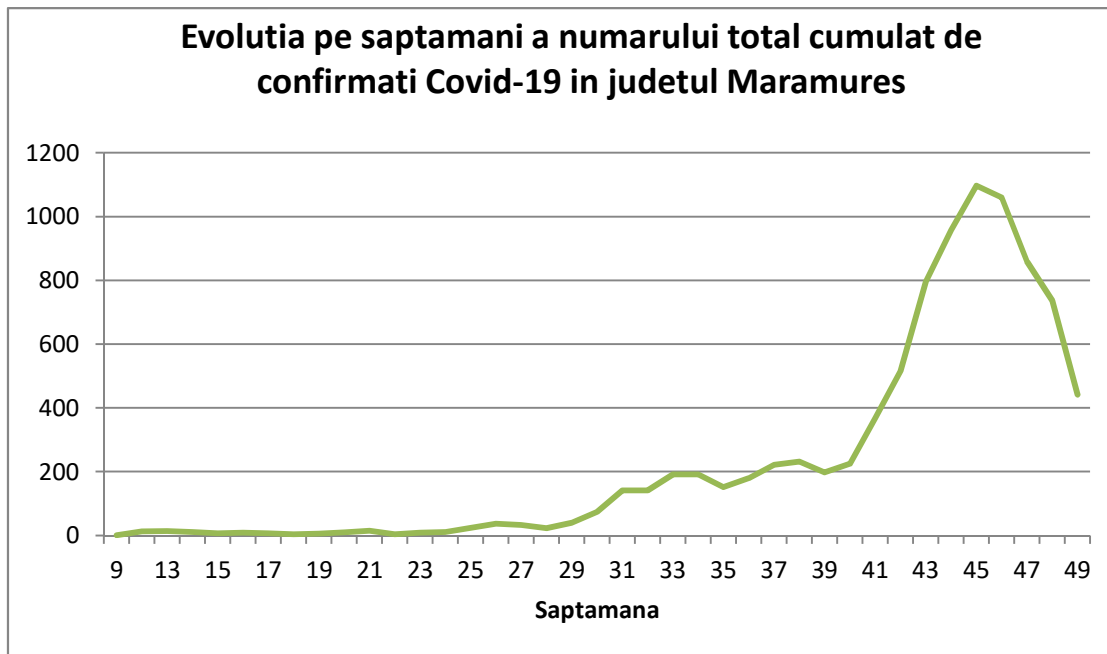


De la inceputul pandemiei Covid-19 pana la data de 06.12.2020, in judetul Maramures s-au inregistrat un numar total de 326 decese Covid-19.



Covid 19 Raport saptamanal de supraveghere Date raportate pana la data de 06.12.2020 in judetul Maramures

Graficele de mai jos arata evolutia pe saptamani a numarului total cumulat de confirmati si decese Covid-19 in judetul Maramures de la inceputul pandemiei Covid-19 pana la data de 06.12.2020 :

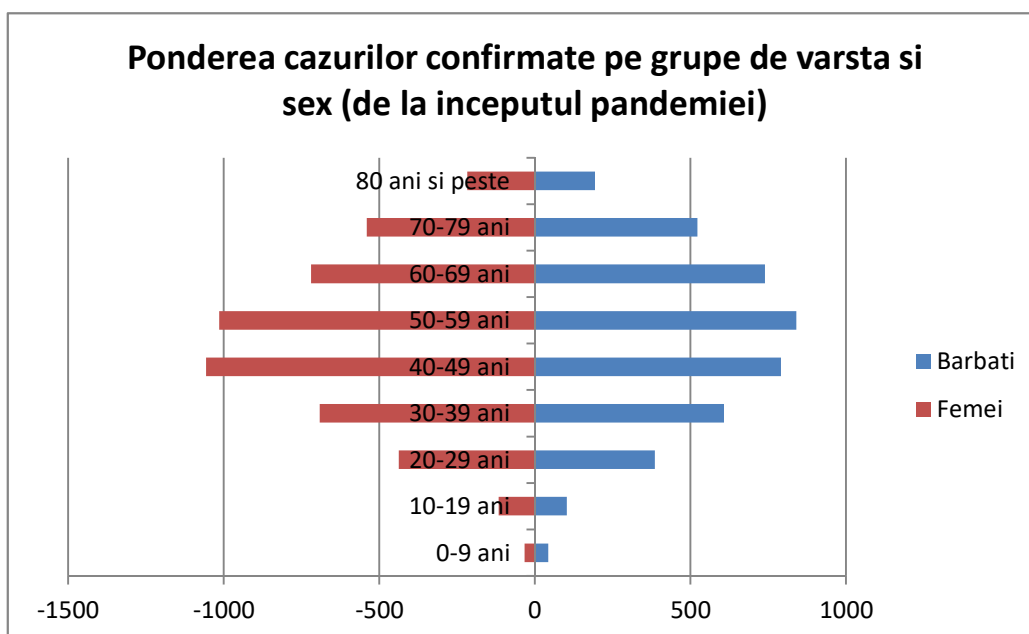
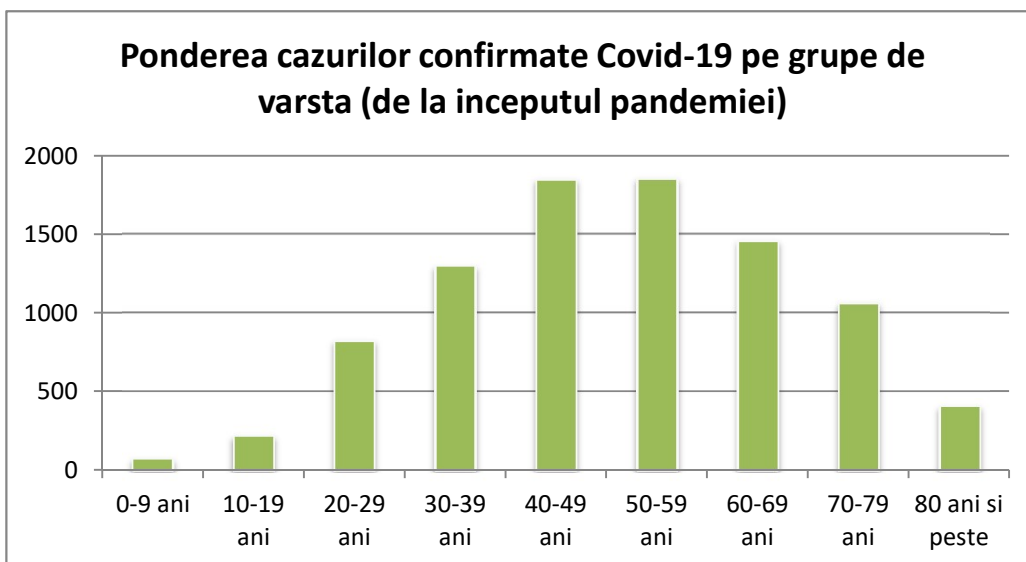


Covid 19 Raport saptamanal de supraveghere

Date raportate pana la data de 06.12.2020 in judetul Maramures

Analiza pe varste si sex a cazurilor confirmate Covid-19 in judetul Maramures de la inceputul pandemiei pana la data de 06.12.2020 :

Varsta	TOTAL	Barbati	Femei
0-9 ani	76	43	33
10-19 ani	219	103	116
20-29 ani	823	386	437
30-39 ani	1299	608	691
40-49 ani	1848	791	1057
50-59 ani	1854	840	1014
60-69 ani	1458	739	719
70-79 ani	1062	522	540
80 ani si peste	410	193	217
total	9049	4225	4824

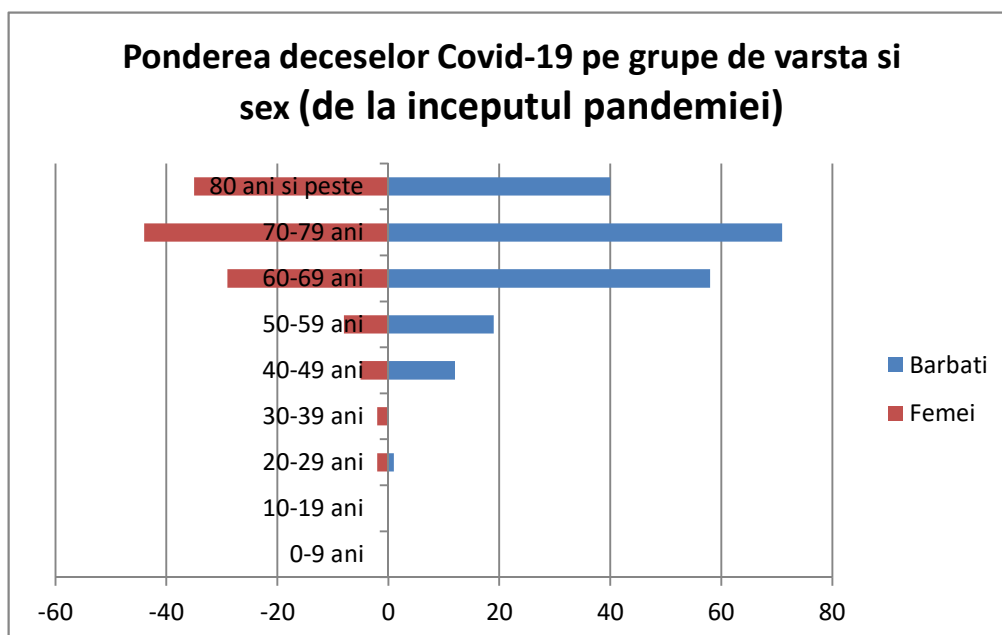
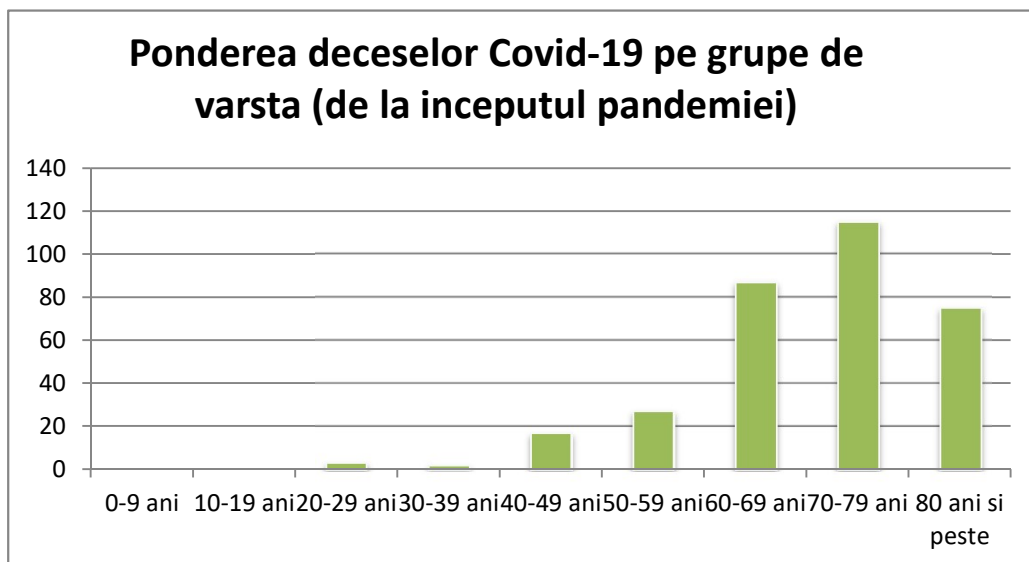


Covid 19 Raport saptamanal de supraveghere

Date raportate pana la data de 06.12.2020 in judetul Maramures

Analiza pe varste si sex a deceselor Covid-19 in judetul Maramures de la inceputul pandemiei pana la data de 06.12.2020 :

Varsta	TOTAL	Barbati	Femei
0-9 ani	0	0	0
10-19 ani	0	0	0
20-29 ani	3	1	2
30-39 ani	2	0	2
40-49 ani	17	12	5
50-59 ani	27	19	8
60-69 ani	87	58	29
70-79 ani	115	71	44
80 ani si peste	75	40	35
total	326	201	125



Covid 19 Raport saptamanal de supraveghere
Date raportate pana la data de 06.12.2020 in judetul Maramures

Analiza pe varste, sex si comorbiditati a deceselor Covid-19 din judetul Maramures de la inceputul pandemiei pana la data de 06.12.2020 este prezentata in tabelul urmator:

Numar total decese	numar	%
Total decese Covid-19	326	
decese la barbati	201	61.66
decese persoane peste 60 ani	274	84.05
Decese persoane cu cel putin o comorbiditate	293	89.88
afectiuni cardiovasculare	175	53.68
diabet	103	31.6
afectiuni neorologice	66	20.25
afectiuni renale	44	13.5
obezitate	80	24.54
afectiuni pulmonare	41	12.58
neoplasm	29	8.9
alte comorbiditati	123	37.73