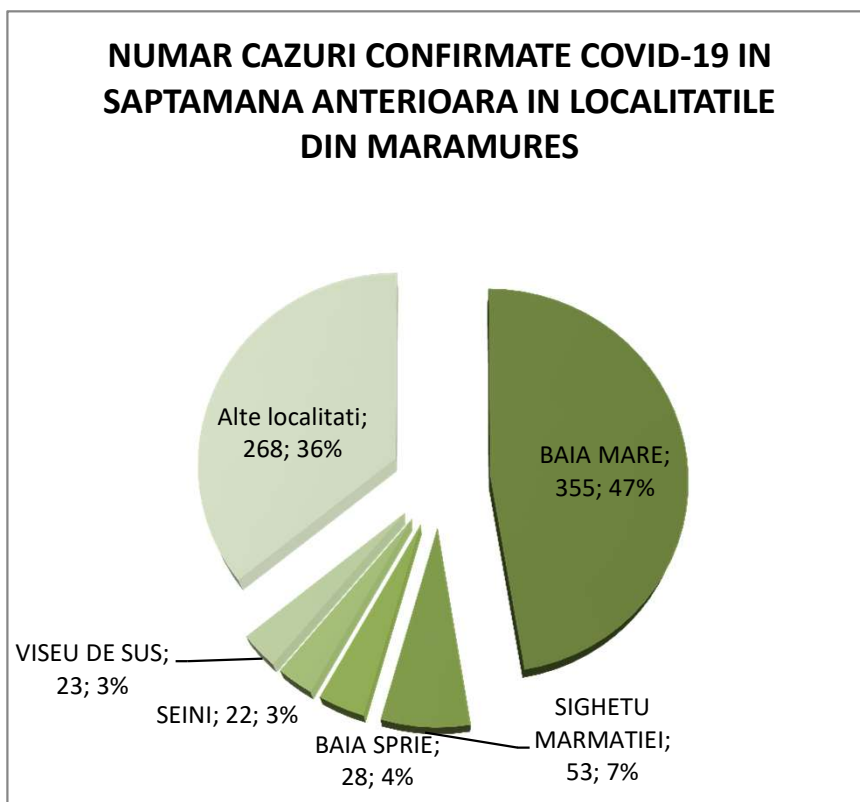
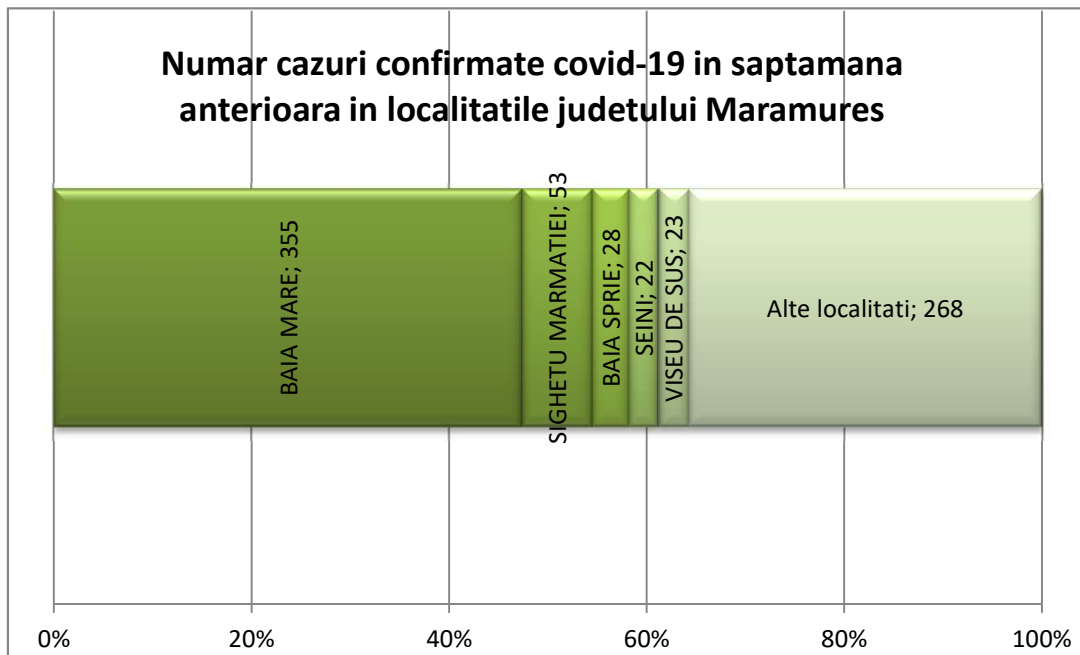


Covid 19 Raport saptamanal de supraveghere Date raportate pana la data de 01.11.2020 in judetul Maramures

In saptamana 26.10.2020 - 01.11.2020, in judetul Maramures s-au inregistrat un numar de 749 cazuri confirmate Covid-19.

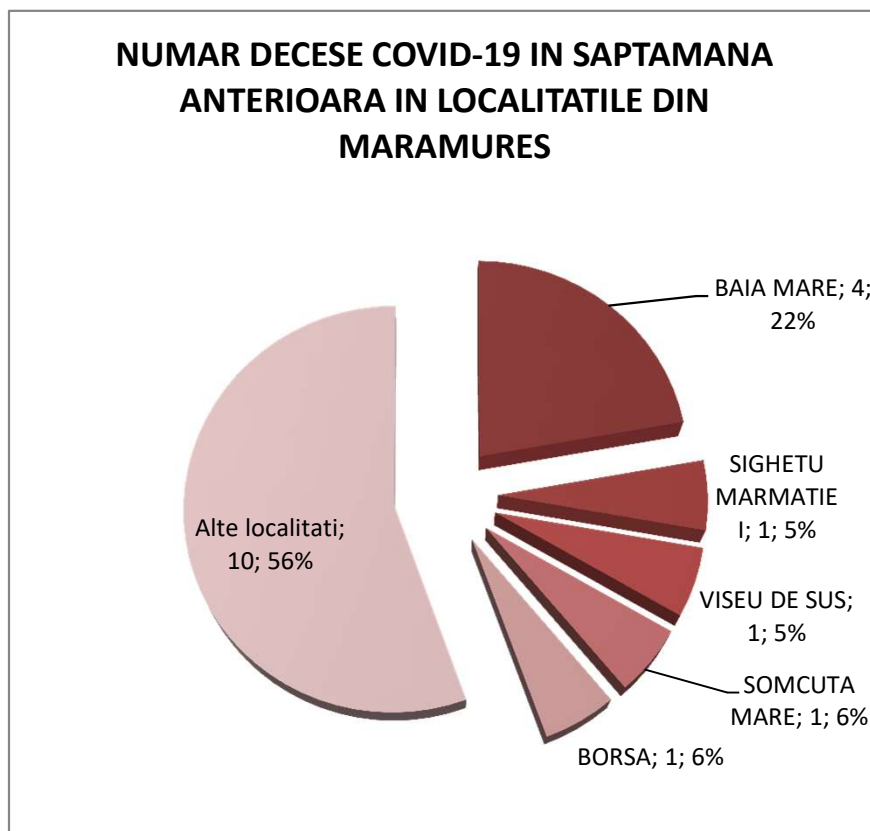
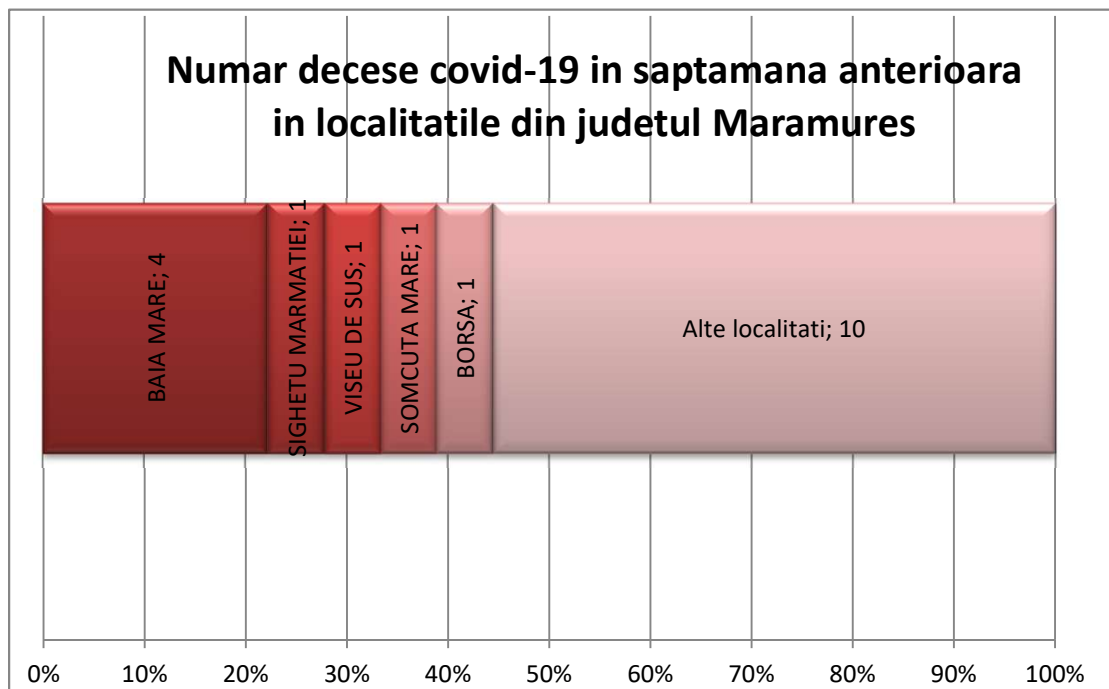
In aceasta saptamana , 64.22% din totalul cazurilor confirmate s-au inregistrat in localitatile BAIA MARE, SIGHETU MARMATIEI, BAIA SPRIE, SEINI si VISEU DE SUS.



Covid 19 Raport saptamanal de supraveghere Date raportate pana la data de 01.11.2020 in judetul Maramures

In saptamana 26.10.2020 - 01.11.2020, in judetul Maramures s-au inregistrat un numar de 18 decese Covid-19.

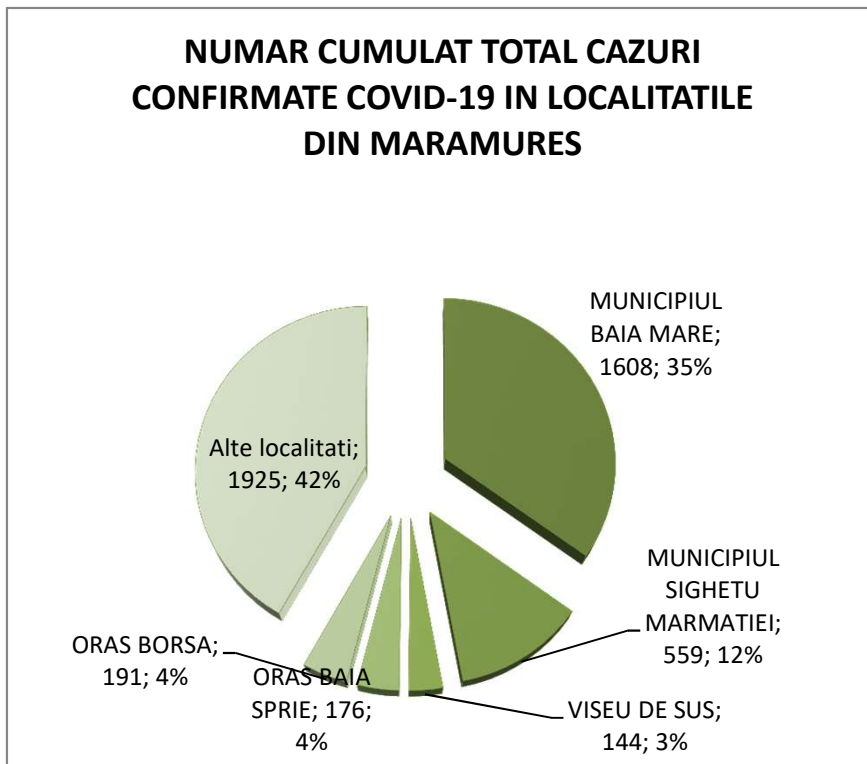
In aceasta saptamana , 44.44% din totalul deceselor s-au inregistrat in localitatile BAI A MARE, SIGHETU MARMATIEI, VISEU DE SUS, SOMCUTA MARE si BORSA.



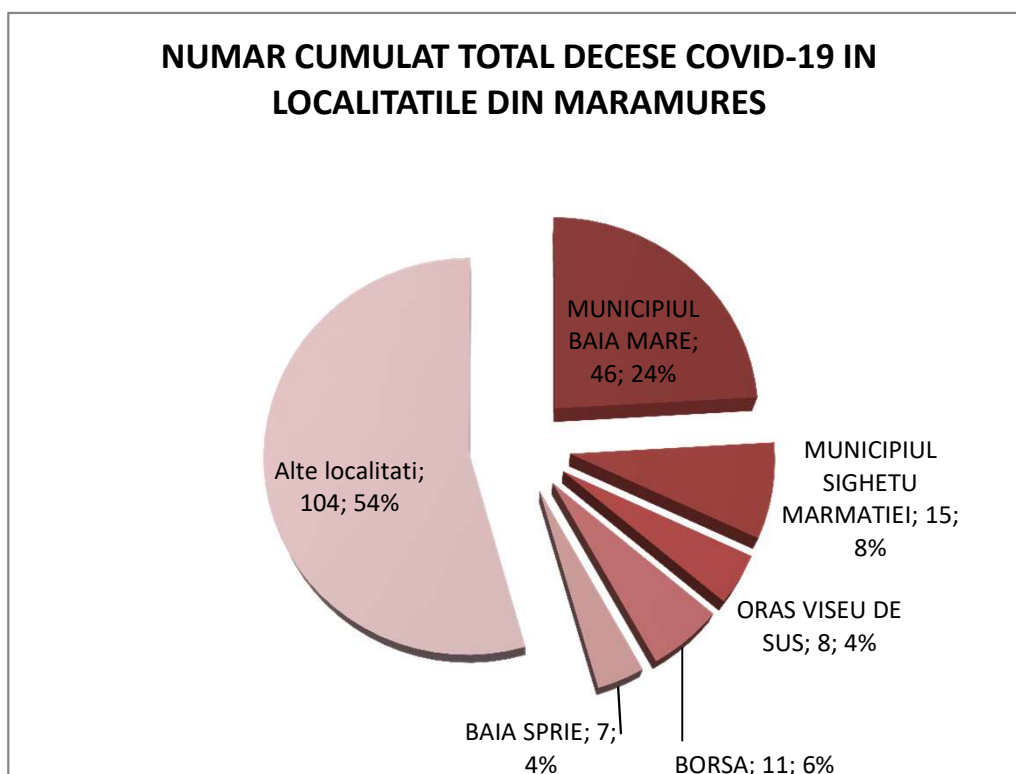
Covid 19 Raport saptamanal de supraveghere

Date raportate pana la data de 01.11.2020 in judetul Maramures

In perioada cuprinsa intre luna martie 2020 si data de 01.11.2020, in judetul Maramures s-au inregistrat un numar total de 4603 cazuri confirmate Covid-19.

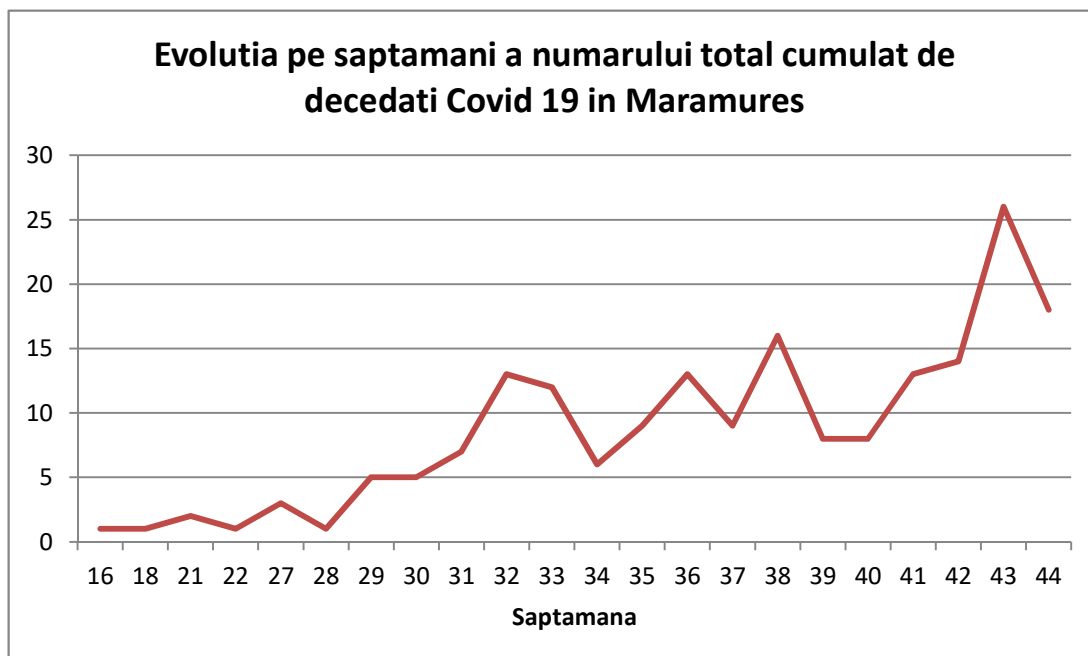
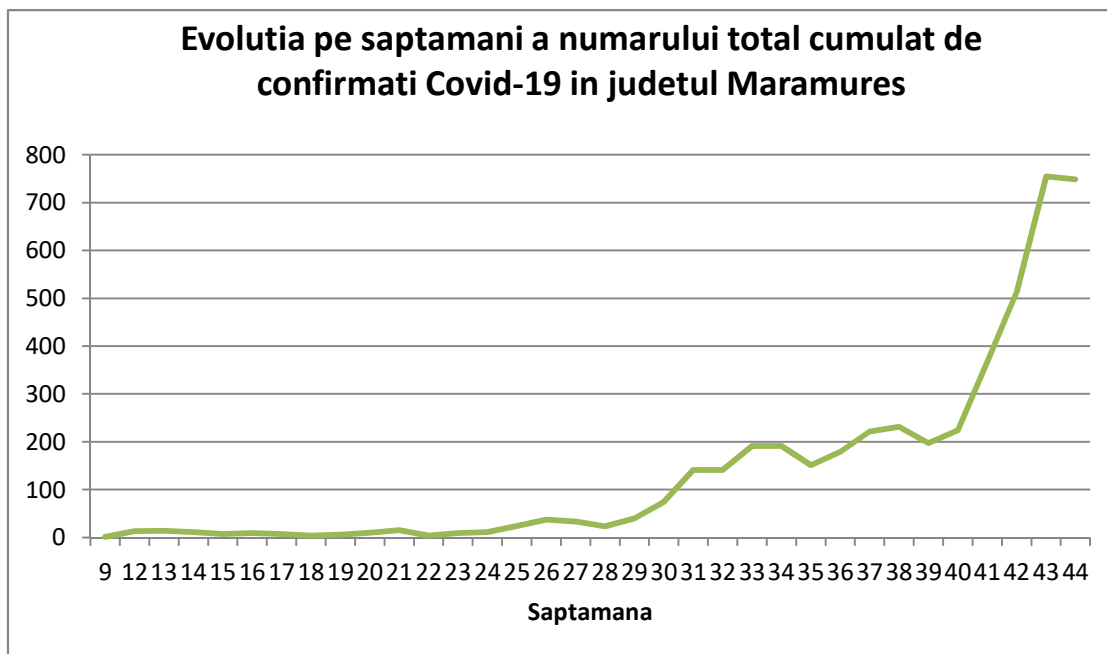


De la inceputul pandemiei Covid-19 pana la data de 01.11.2020, in judetul Maramures s-au inregistrat un numar total de 191 decese Covid-19.



Covid 19 Raport saptamanal de supraveghere Date raportate pana la data de 01.11.2020 in judetul Maramures

Graficele de mai jos arata evolutia pe saptamani a numarului total cumulat de confirmati si decese Covid-19 in judetul Maramures de la inceputul pandemiei Covid-19 pana la data de 01.11.2020 :

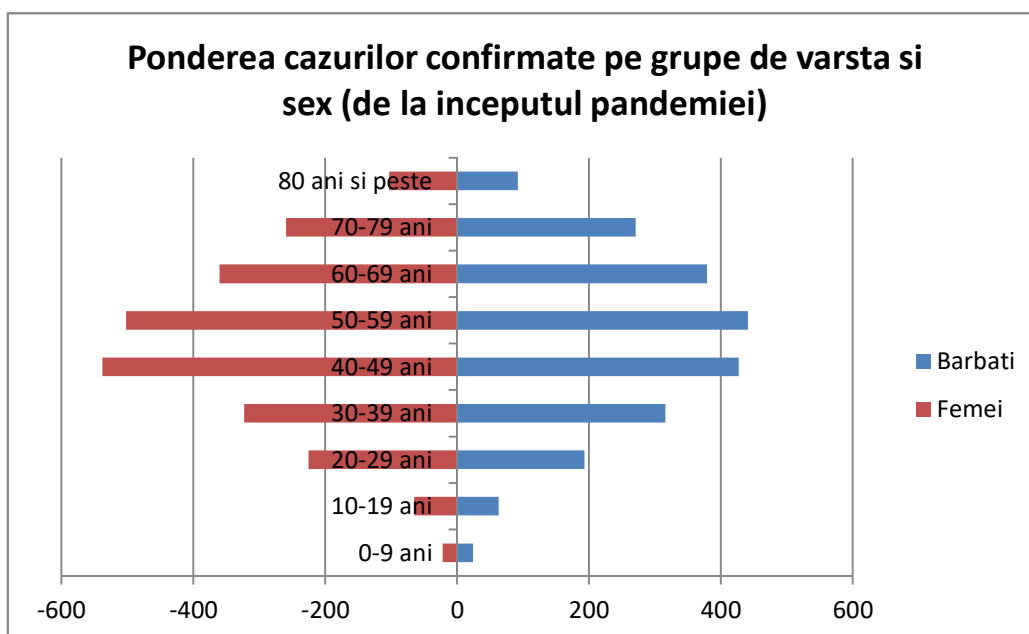
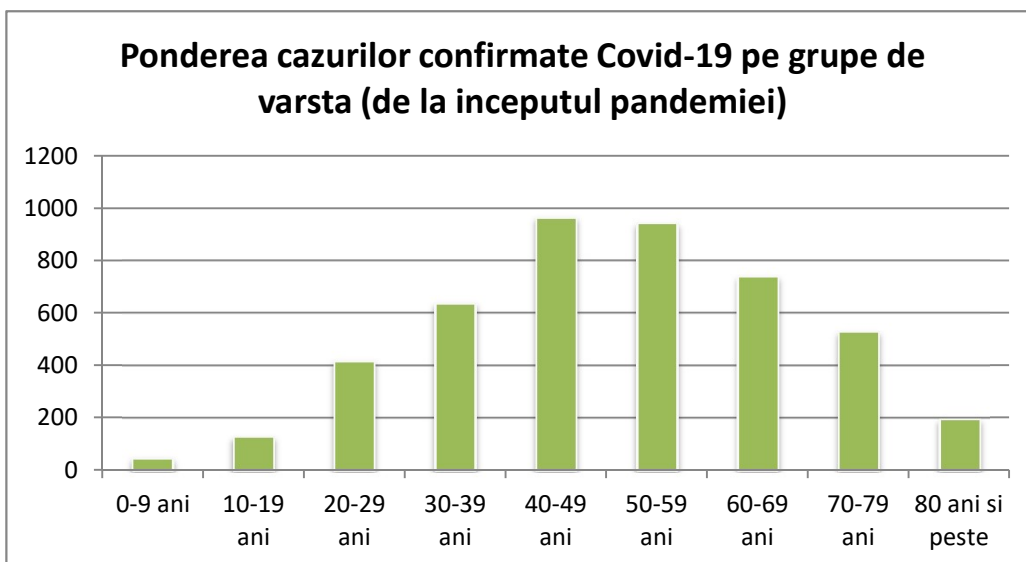


Covid 19 Raport saptamanal de supraveghere

Date raportate pana la data de 01.11.2020 in judetul Maramures

Analiza pe varste si sex a cazurilor confirmate Covid-19 in judetul Maramures de la inceputul pandemiei pana la data de 01.11.2020 :

Varsta	TOTAL	Barbati	Femei
0-9 ani	46	24	22
10-19 ani	128	63	65
20-29 ani	418	193	225
30-39 ani	639	316	323
40-49 ani	965	427	538
50-59 ani	943	441	502
60-69 ani	739	379	360
70-79 ani	530	271	259
80 ani si peste	195	92	103
total	4603	2206	2397

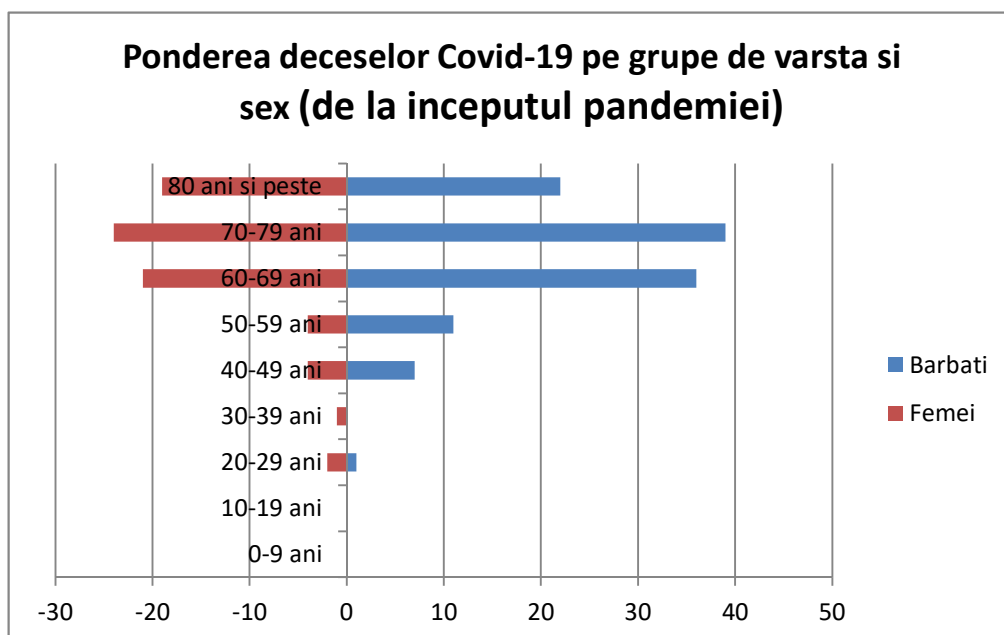
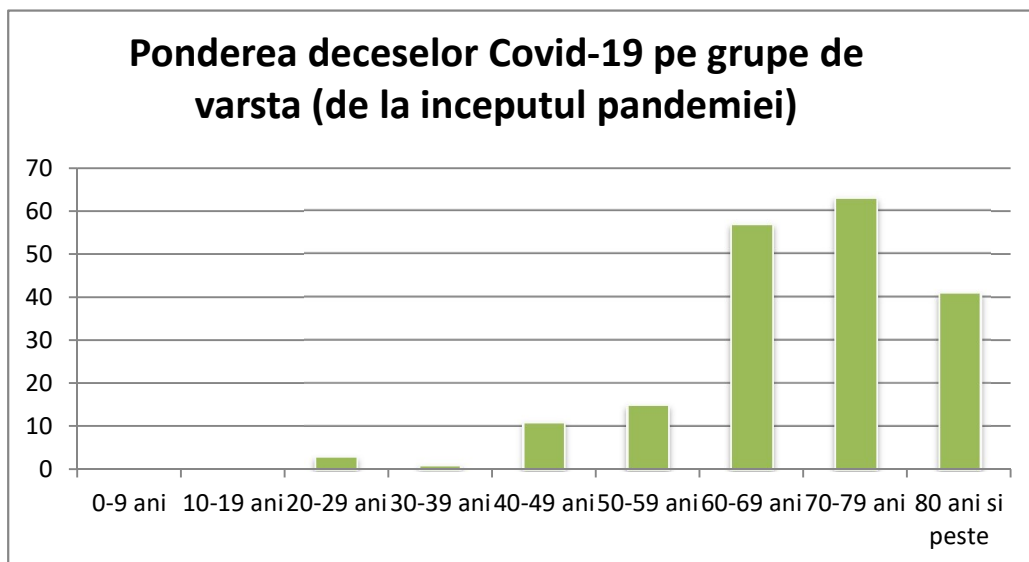


Covid 19 Raport saptamanal de supraveghere

Date raportate pana la data de 01.11.2020 in judetul Maramures

Analiza pe varste si sex a deceselor Covid-19 in judetul Maramures de la inceputul pandemiei pana la data de 01.11.2020 :

Varsta	TOTAL	Barbati	Femei
0-9 ani	0	0	0
10-19 ani	0	0	0
20-29 ani	3	1	2
30-39 ani	1	0	1
40-49 ani	11	7	4
50-59 ani	15	11	4
60-69 ani	57	36	21
70-79 ani	63	39	24
80 ani si peste	41	22	19
total	191	116	75



Covid 19 Raport saptamanal de supraveghere
Date raportate pana la data de 01.11.2020 in judetul Maramures

Analiza pe varste, sex si comorbiditati a deceselor Covid-19 din judetul Maramures de la inceputul pandemiei pana la data de 01.11.2020 este prezentata in tabelul urmator:

Numar total decese	numar	%
Total decese Covid-19	191	
decese la barbati	116	60.73
decese persoane peste 60 ani	160	83.77
Decese persoane cu cel putin o comorbiditate	174	91.1
afectiuni cardiovasculare	108	56.54
diabet	65	34.03
afectiuni neorologice	34	17.8
afectiuni renale	26	13.61
obezitate	50	26.18
afectiuni pulmonare	28	14.66
neoplasm	19	9.95
alte comorbiditati	73	38.22