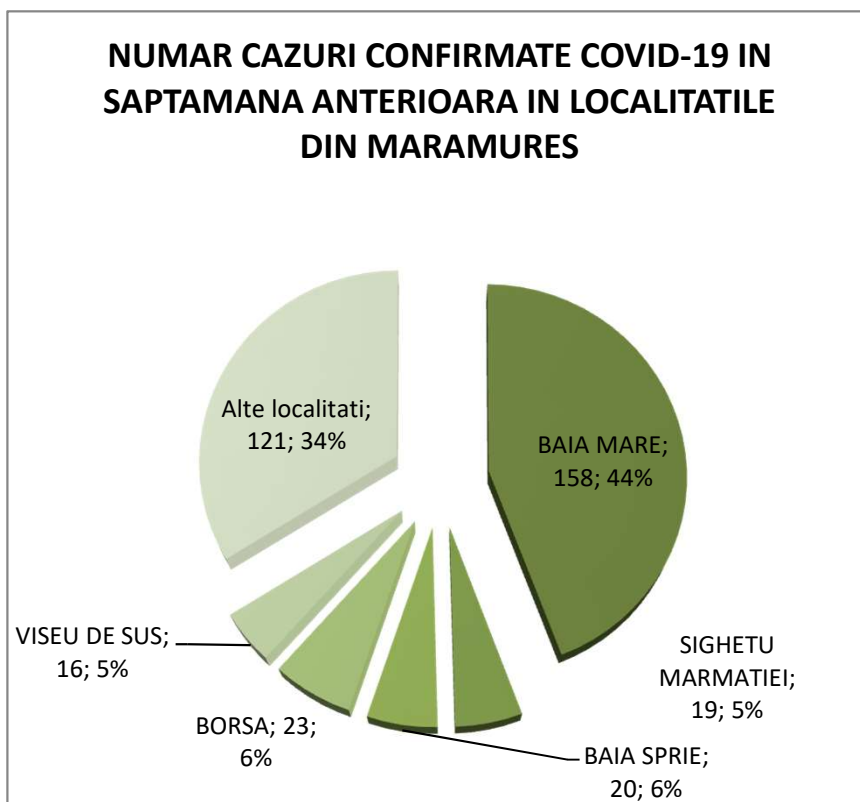
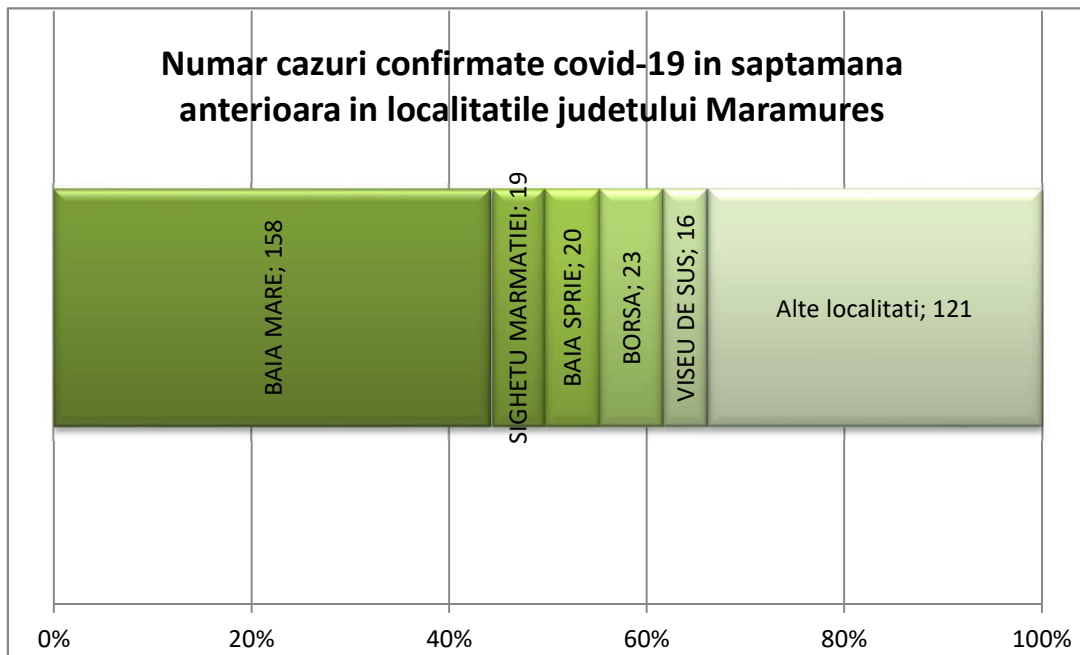


Covid 19 Raport saptamanal de supraveghere

Date raportate pana la data de 11.10.2020 in judetul Maramures

In saptamana 05.10.2020 - 11.10.2020, in judetul Maramures s-au inregistrat un numar de 357 cazuri confirmate Covid-19.

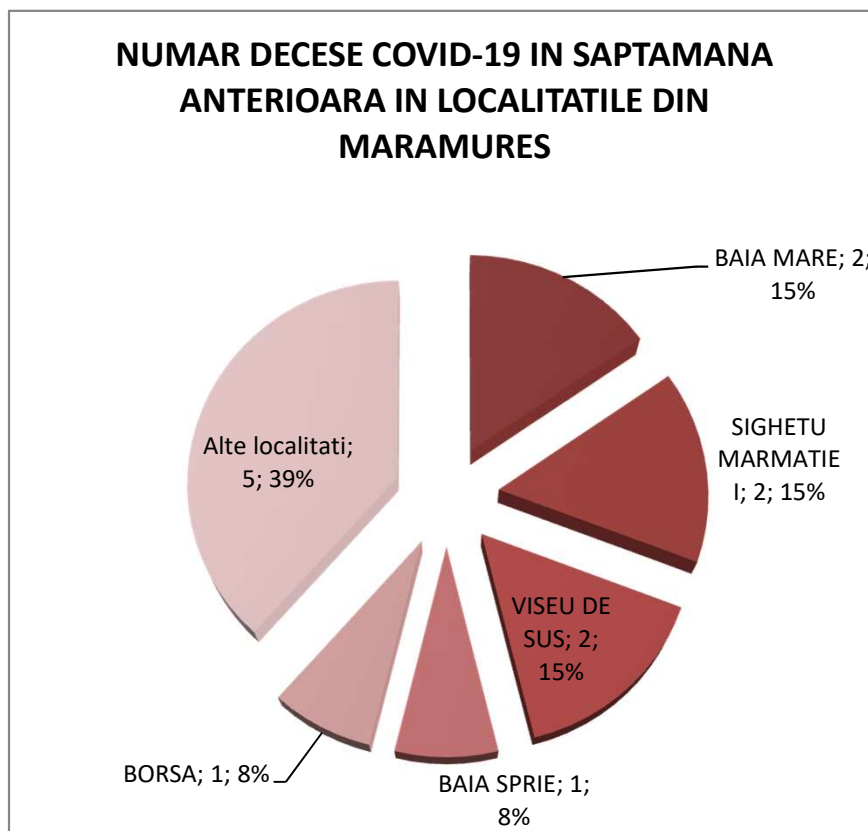
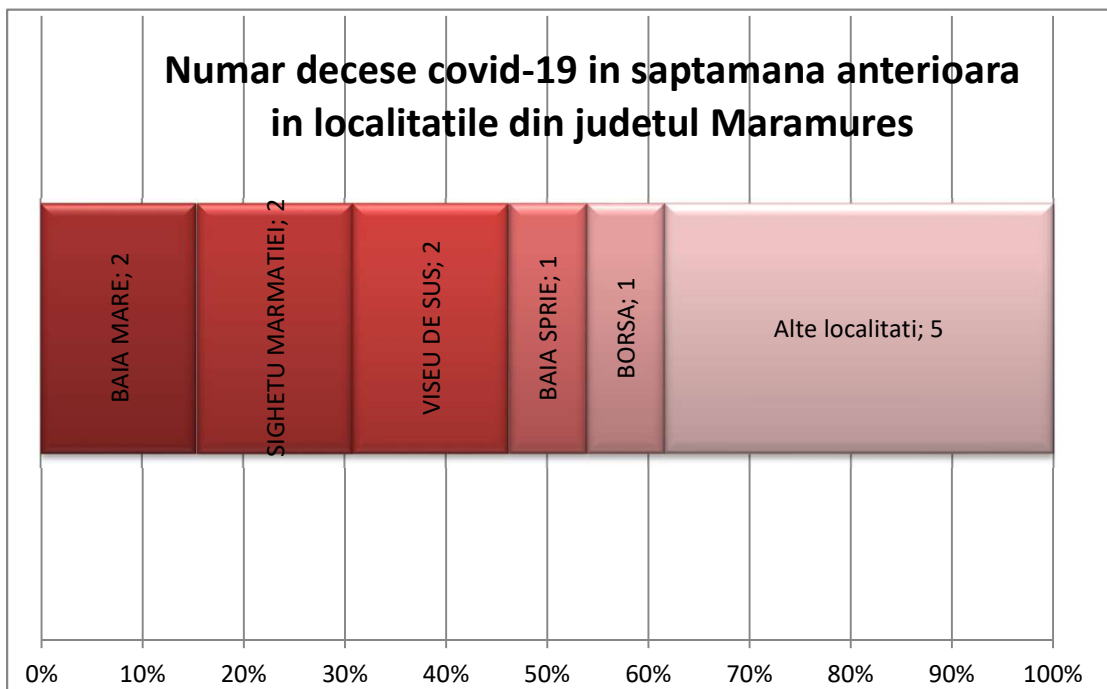
In aceasta saptamana , 66.11% din totalul cazurilor confirmate s-au inregistrat in localitatile BAIA MARE, SIGHETU MARMATIEI, BAIA SPRIE, BORSA si VISEU DE SUS.



Covid 19 Raport saptamanal de supraveghere Date raportate pana la data de 11.10.2020 in judetul Maramures

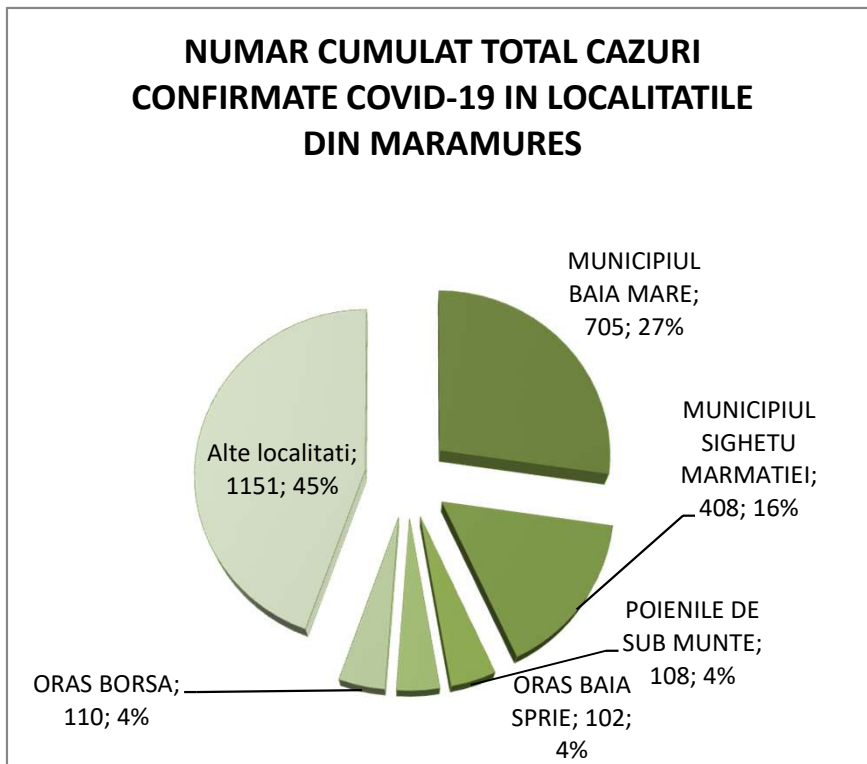
In saptamana 05.10.2020 - 11.10.2020, in judetul Maramures s-au inregistrat un numar de 13 decese Covid-19.

In aceasta saptamana , 61.54% din totalul deceselor s-au inregistrat in localitatile BAIA MARE, SIGHETU MARMATIEI, VISEU DE SUS, BAIA SPRIE si BORSA.

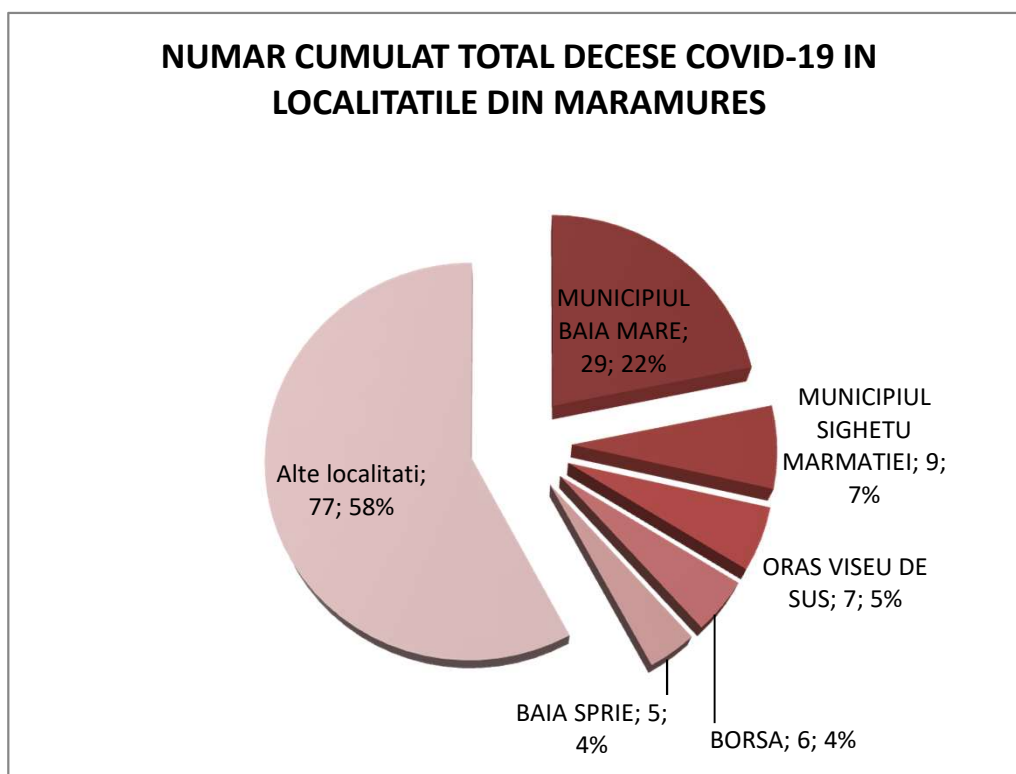


Covid 19 Raport saptamanal de supraveghere Date raportate pana la data de 11.10.2020 in judetul Maramures

In perioada cuprinsa intre luna martie 2020 si data de 11.10.2020, in judetul Maramures s-au inregistrat un numar total de 2584 cazuri confirmate Covid-19.

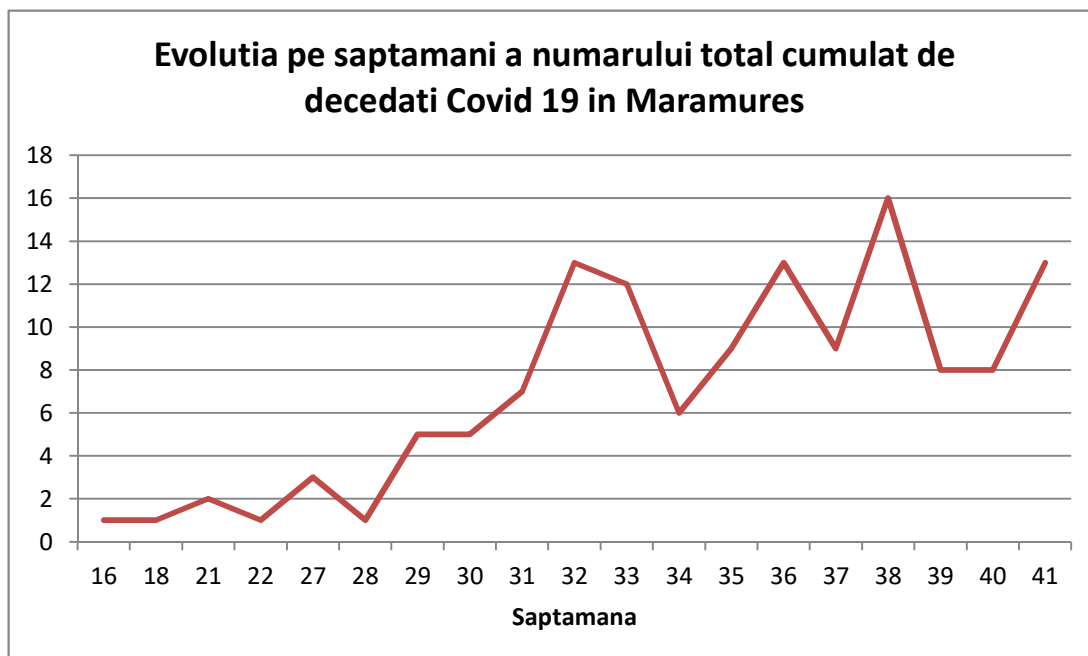
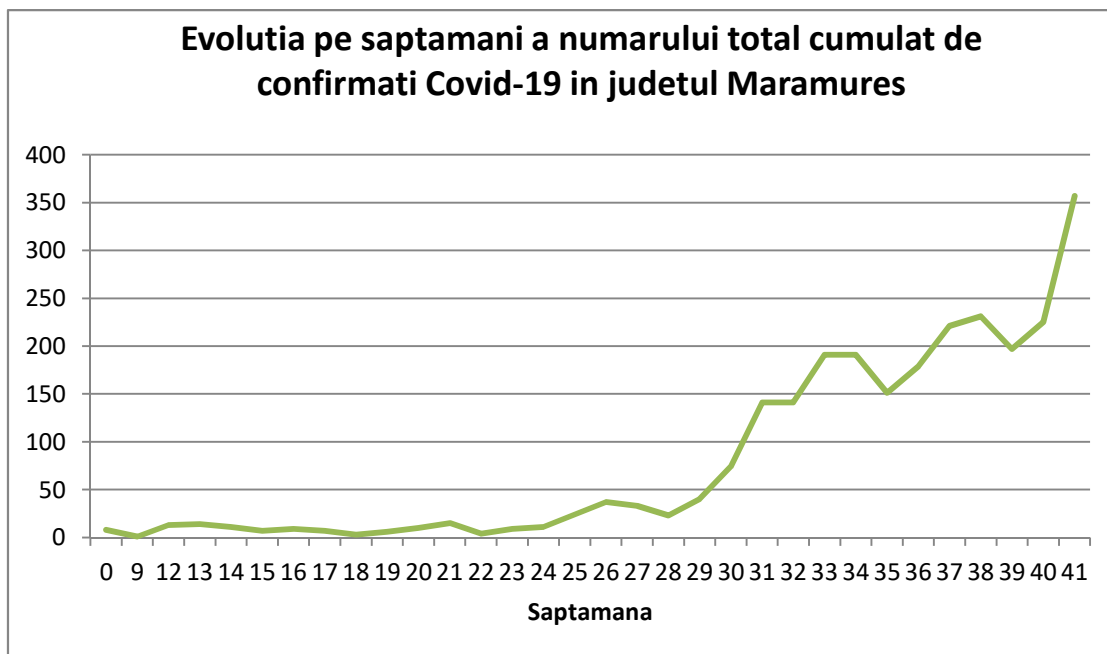


De la inceputul pandemiei Covid-19 pana la data de 11.10.2020, in judetul Maramures s-au inregistrat un numar total de 133 decese Covid-19.



Covid 19 Raport saptamanal de supraveghere Date raportate pana la data de 11.10.2020 in judetul Maramures

Graficele de mai jos arata evolutia pe saptamani a numarului total cumulat de confirmati si decese Covid-19 in judetul Maramures de la inceputul pandemiei Covid-19 pana la data de 11.10.2020 :

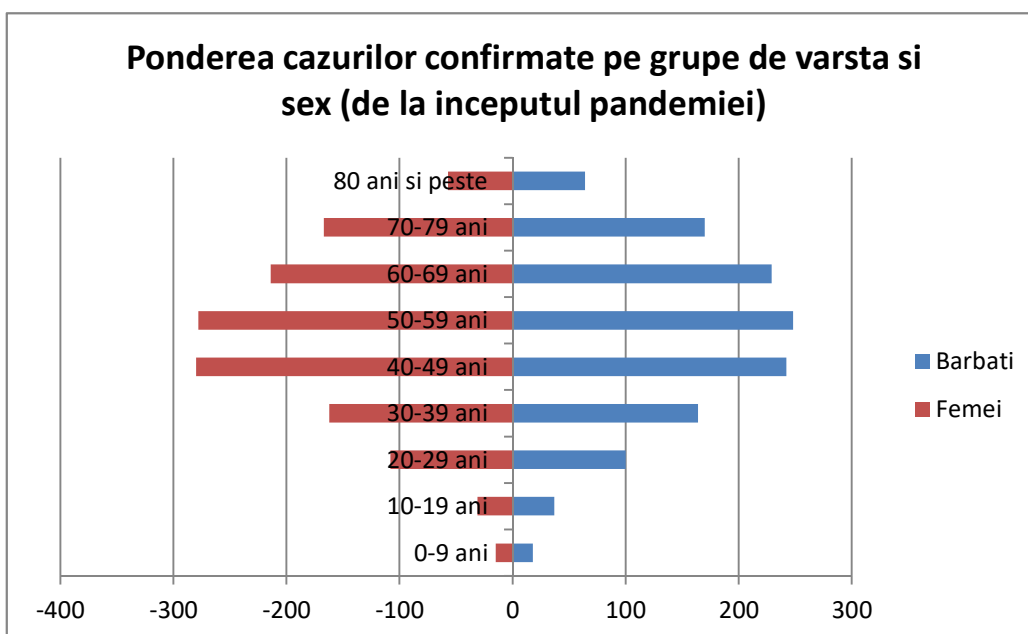
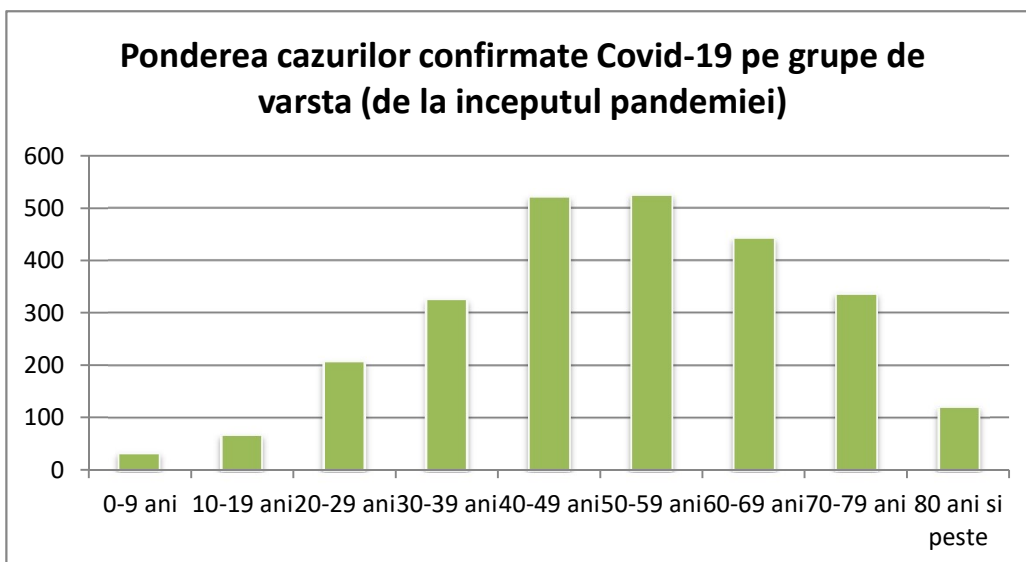


Covid 19 Raport saptamanal de supraveghere

Date raportate pana la data de 11.10.2020 in judetul Maramures

Analiza pe varste si sex a cazurilor confirmate Covid-19 in judetul Maramures de la inceputul pandemiei pana la data de 11.10.2020 :

Varsta	TOTAL	Barbati	Femei
0-9 ani	33	18	15
10-19 ani	68	37	31
20-29 ani	208	100	108
30-39 ani	326	164	162
40-49 ani	522	242	280
50-59 ani	526	248	278
60-69 ani	443	229	214
70-79 ani	337	170	167
80 ani si peste	121	64	57
total	2584	1272	1312

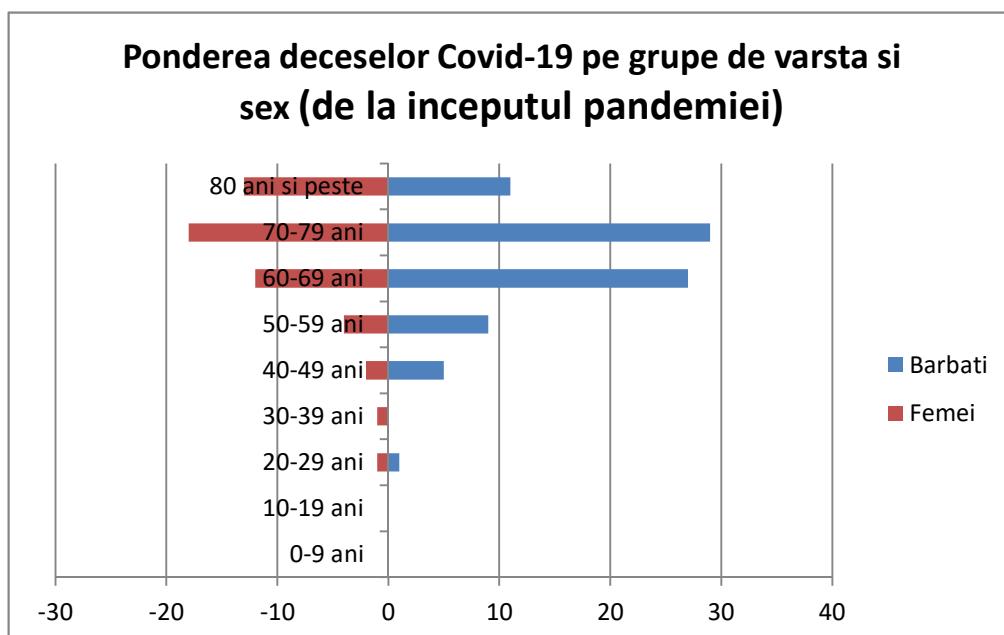
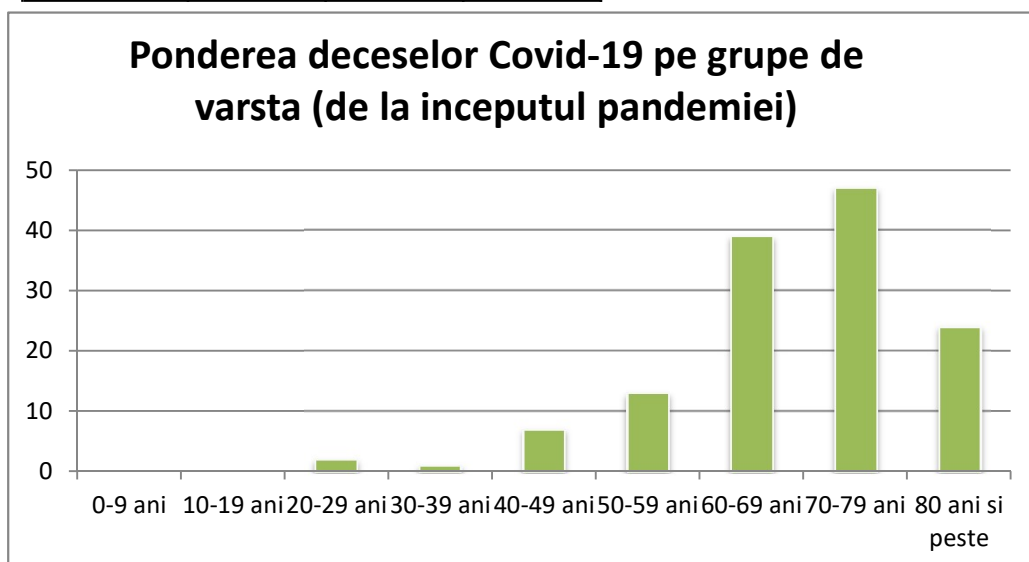


Covid 19 Raport saptamanal de supraveghere

Date raportate pana la data de 11.10.2020 in judetul Maramures

Analiza pe varste si sex a deceselor Covid-19 in judetul Maramures de la inceputul pandemiei pana la data de 11.10.2020 :

Varsta	TOTAL	Barbati	Femei
0-9 ani	0	0	0
10-19 ani	0	0	0
20-29 ani	2	1	1
30-39 ani	1	0	1
40-49 ani	7	5	2
50-59 ani	13	9	4
60-69 ani	39	27	12
70-79 ani	47	29	18
80 ani si peste	24	11	13
total	133	82	51



Covid 19 Raport saptamanal de supraveghere
Date raportate pana la data de 11.10.2020 in judetul Maramures

Analiza pe varste, sex si comorbiditati a deceselor Covid-19 din judetul Maramures de la inceputul pandemiei pana la data de 11.10.2020 este prezentata in tabelul urmator:

Numar total decese	numar	%
Total decese Covid-19	133	
decese la barbati	82	61.65
decese persoane peste 60 ani	110	82.71
Decese persoane cu cel putin o comorbiditate	119	89.47
afectiuni cardiovasculare	75	56.39
diabet	49	36.84
afectiuni neorologice	22	16.54
afectiuni renale	16	12.03
obezitate	39	29.32
afectiuni pulmonare	25	18.8
neoplasm	13	9.77
alte comorbiditati	51	38.35